

**SPACE LEGEND - BASEMENT/PODIUM**

BACK OF HOUSE
CAR PARK
END OF TRIP FACILITIES
OFFICE
PLANT
PUBLIC SPACE
RESIDENTIAL AMENITY
RETAIL - FOOD & BEVERAGE
TOILET FACILITIES

**CAR PARKING SCHEDULE - LEVEL B03**

ACCESSIBLE	6
CARWASH	1
REGULAR	131
TANDEM	6
TOTAL	144

All dimension to be verified on site before producing shop drawings or commencing any work. Do not scale. The copyright of this drawing remains with Warren and Mahoney Architects New Zealand Ltd.

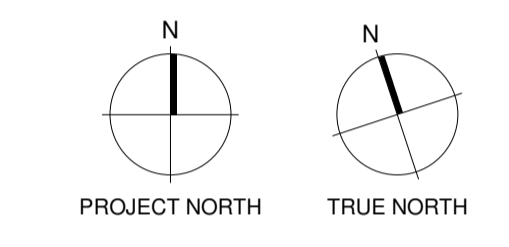
**Revisions**

A 02/05/24 REFERENCE DESIGN  
 B 07/06/24 DRAFT RC ISSUE  
 C 01/07/24 DRAFT RC ISSUE  
 D 22/07/24 DRAFT RC ISSUE  
 E 22/07/24 RC ISSUE  
 F 09/12/24 DESIGN UPDATE RC RFI 1

**Notes**

**COMMERCIAL IN CONFIDENCE**

- PIT DEPTHS FOR LIFTS ARE INDICATIVE AND SUBJECT TO FINAL CONFIRMATION BY LIFT SUPPLIER
- LOCALISED SET-DOWNS FOR SERVICES ELEMENTS ARE SUBJECT TO FINAL CONFIRMATION
- SERVICES EQUIPMENT LAYOUT IS INDICATIVE ONLY AND SUBJECT TO FINAL CONFIRMATION - TO BE DEVELOPED/ CONFIRMED
- ACC = ACCESSIBLE CAR PARK  
 C = CASUAL USER CAR PARK  
 F = FACILITIES MANAGEMENT CAR PARK  
 R = REGULAR USER CAR PARK  
 T = TANDEM CAR PARK  
 2, 4, 2.5 ETC DENOTES CAR PARK WIDTH IN METRES
- GENERAL CAR PARK DEPTH = 5.0m
- ALL 1:6 SLOPED CAR PARK RAMP SHALL HAVE 300mm WIDE KERBS EACH SIDE AND 2.0m CURVED TRANSITIONS AT A MAXIMUM SLOPE OF 1:10 TO THE TOP AND BASE OF EACH RAMP SECTION (SHOWN HATCHED)



- Consultants**
- RCP Project Manager
  - RLB Quantity Surveyor
  - HOLMES Structural Engineer
  - MOTT MAC DONALD Services Engineer
  - CROSSFIRE Fire Engineer
  - TONKIN + TAYLOR Civil Engineer
  - FLOW Traffic Engineer



**Warren and Mahoney Architects**  
 New Zealand Ltd

Ground Floor, Mason Bros.  
 139 Pakenham Street West  
 Wynyard Quarter  
 Auckland 1010  
 New Zealand  
 Phone + 64 9 309 4894

Registered Architects and Designers  
 www.warrenandmahoney.com

**Project Title**

**DOWNTOWN WEST**

2 LOWER HOBSON STREET,  
 AUCKLAND CBD, AUCKLAND 1010

**Drawing Title**

**GENERAL ARRANGEMENT - BASEMENT 03**

**Drawing Status**

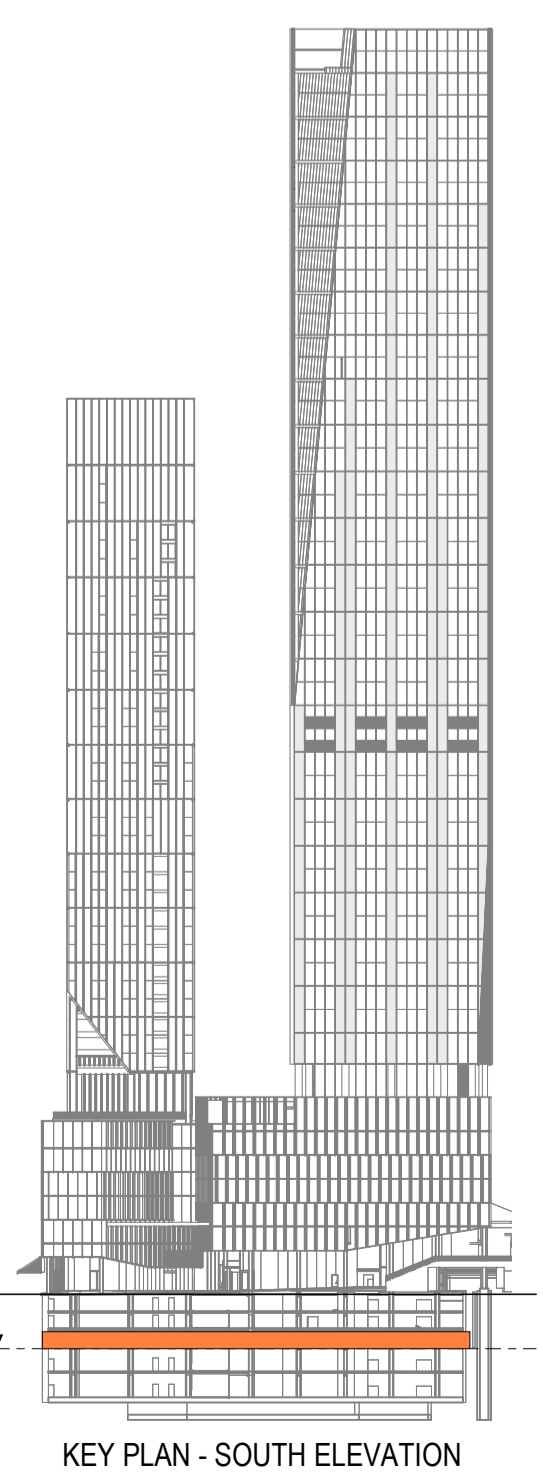
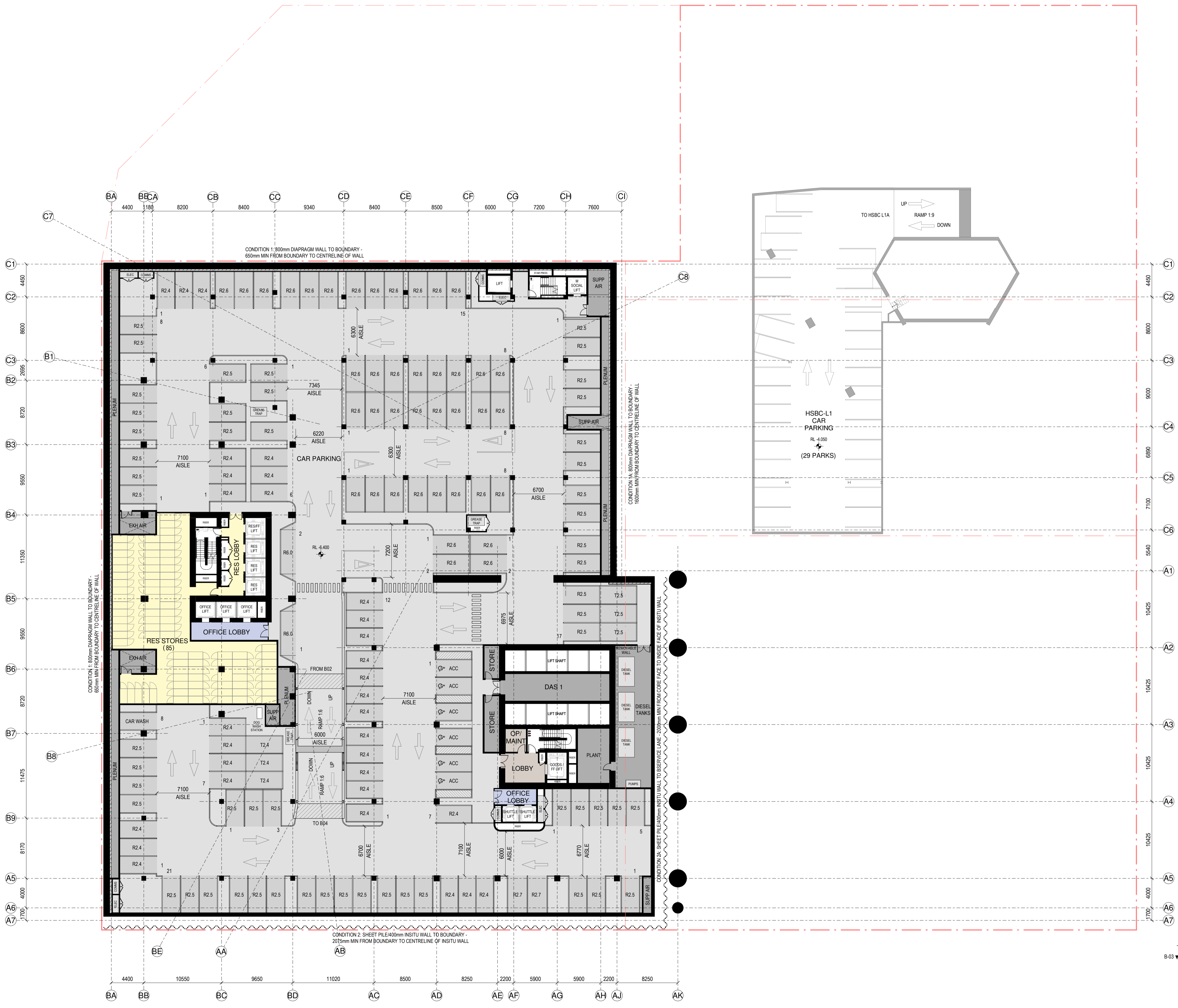
**RESOURCE CONSENT ISSUE**

**Drawing Details**

Scale 1 : 250@ A1  
 Date 09/12/24  
 Job No 9234  
 Drawn WAM  
 Checked WAM

**Drawing No** RC10-0004  
**Revision** F

**WARREN AND MAHONEY**



**SPACE LEGEND - BASEMENT/PODIUM**

- BACK OF HOUSE
- CAR PARK
- END OF TRIP FACILITIES
- OFFICE
- PLANT
- PUBLIC SPACE
- RESIDENTIAL AMENITY
- RETAIL - FOOD & BEVERAGE
- TOILET FACILITIES

CAR PARKING SCHEDULE - LEVEL B02	
ACCESSIBLE	2
FACILITY MGMT	7
REGULAR	57
TANDEM	3
<b>TOTAL</b>	<b>69</b>

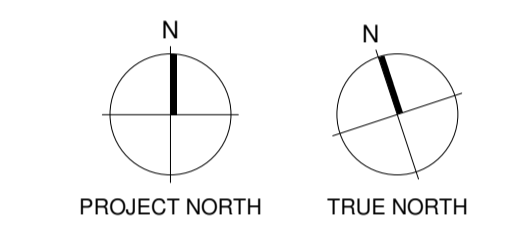
All dimension to be verified on site before producing shop drawings or commencing any work. Do not scale. The copyright of this drawing remains with Warren and Mahoney Architects New Zealand Ltd.

**Revisions**

A 02/05/24	REFERENCE DESIGN
B 07/06/24	DRAFT RC ISSUE
C 01/07/24	DRAFT RC ISSUE
D 22/07/24	DRAFT RC ISSUE
E 22/07/24	RC ISSUE
F 09/12/24	DESIGN UPDATE RC RFI 1

**Notes**

- COMMERCIAL IN CONFIDENCE**
- PIT DEPTHS FOR LIFTS ARE INDICATIVE AND SUBJECT TO FINAL CONFIRMATION BY LIFT SUPPLIER
  - LOCALISED SET-DOWNS FOR SERVICES ELEMENTS ARE SUBJECT TO FINAL CONFIRMATION
  - SERVICES EQUIPMENT LAYOUT IS INDICATIVE ONLY AND SUBJECT TO FINAL CONFIRMATION - TO BE DEVELOPED/ CONFIRMED
  - ACC = ACCESSIBLE CAR PARK  
C = CASUAL USER CAR PARK  
F = FACILITIES MANAGEMENT CAR PARK  
R = REGULAR USER CAR PARK  
T = TANDEM CAR PARK  
2, 4, 2.5 ETC DENOTES CAR PARK WIDTH IN METRES
  - GENERAL CAR PARK DEPTH = 5.0m
  - ALL 1:6 SLOPED CAR PARK RAMPS SHALL HAVE 300mm WIDE KERBS EACH SIDE AND 2.0m CURVED TRANSITIONS AT A MAXIMUM SLOPE OF 1:10 TO THE TOP AND BASE OF EACH RAMP SECTION (SHOWN HATCHED)



- Consultants**
- RCP Project Manager
  - RLB Quantity Surveyor
  - HOLMES Structural Engineer
  - MOTT MAC DONALD Services Engineer
  - CROSSFIRE Fire Engineer
  - TONKIN + TAYLOR Civil Engineer
  - FLOW Traffic Engineer

**Client**

**Precinct**  
PROPERTIES NEW ZEALAND

**Warren and Mahoney Architects**  
New Zealand Ltd

Ground Floor, Mason Bros.  
139 Pakenham Street West  
Wynyard Quarter  
Auckland 1010  
New Zealand  
Phone + 64 9 309 4894

Registered Architects and Designers  
www.warrenandmahoney.com

**Project Title**

**DOWNTOWN WEST**

2 LOWER HOBSON STREET,  
AUCKLAND CBD, AUCKLAND 1010

**Drawing Title**

**GENERAL ARRANGEMENT - BASEMENT 02**

**Drawing Status**

**RESOURCE CONSENT ISSUE**

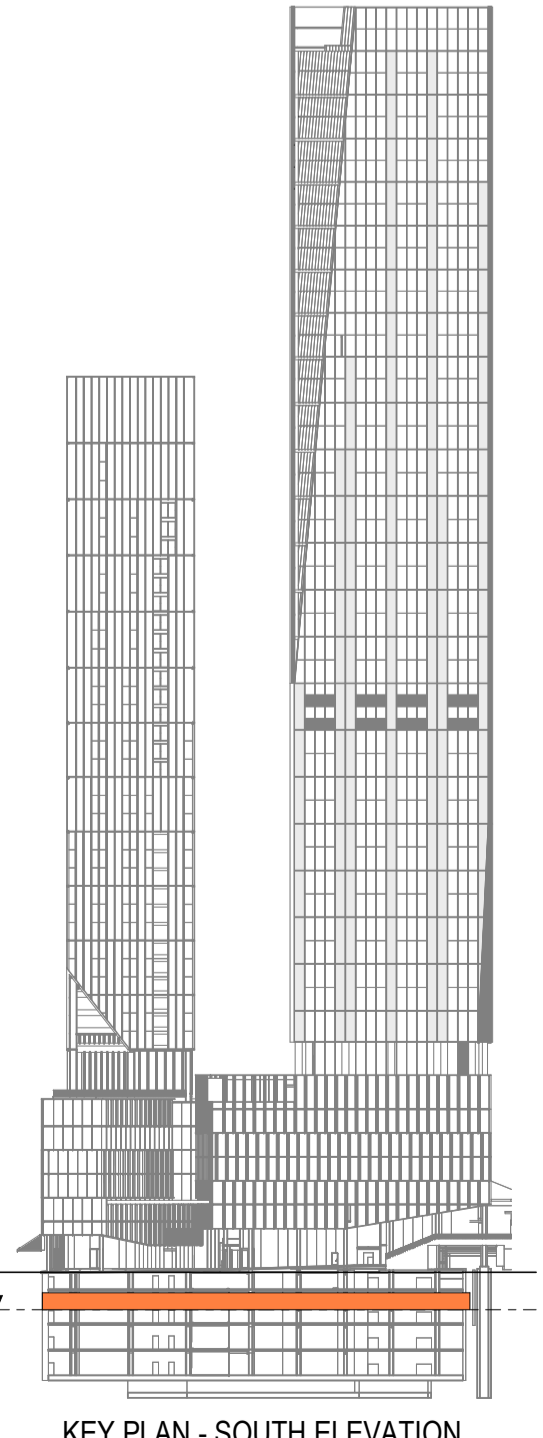
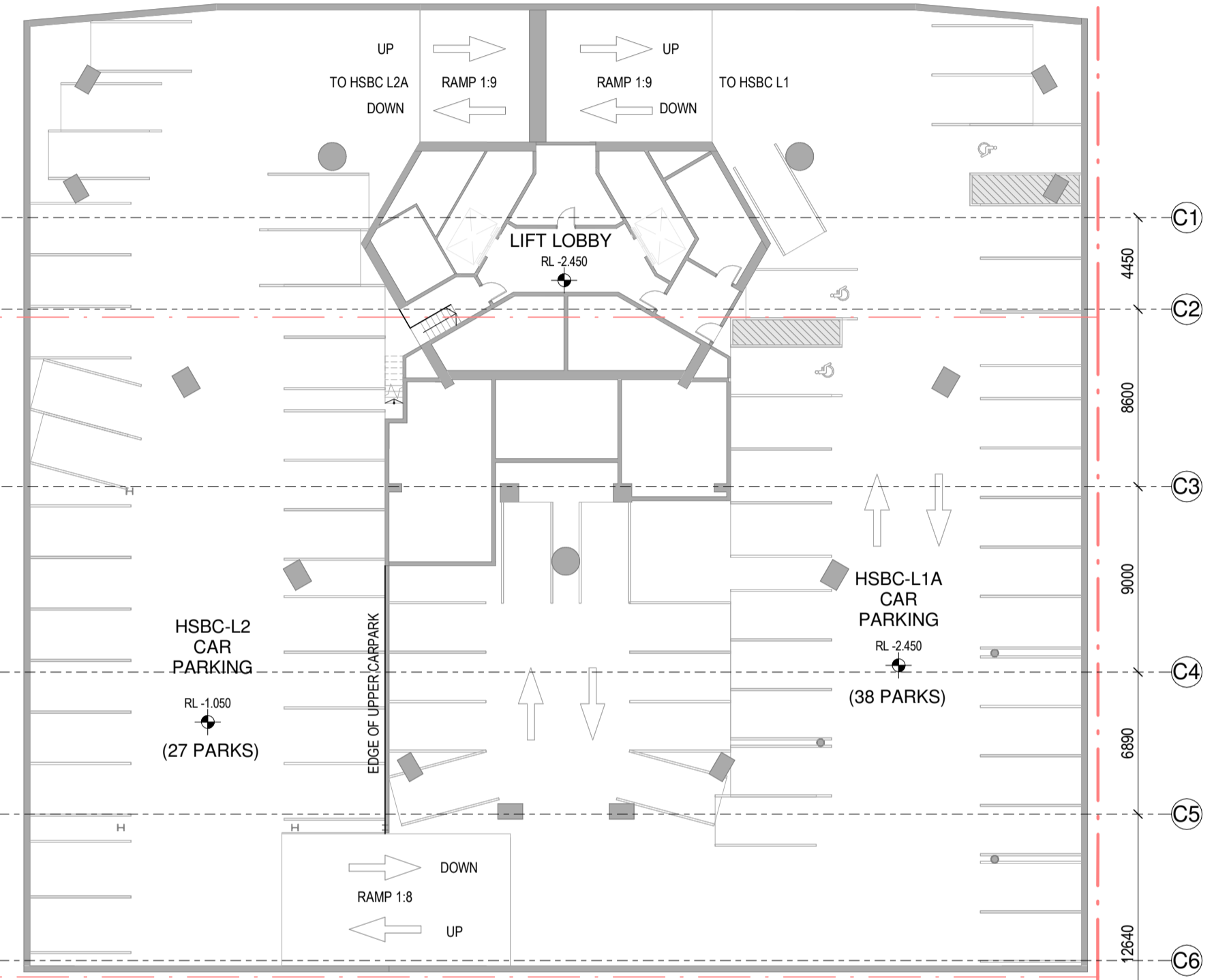
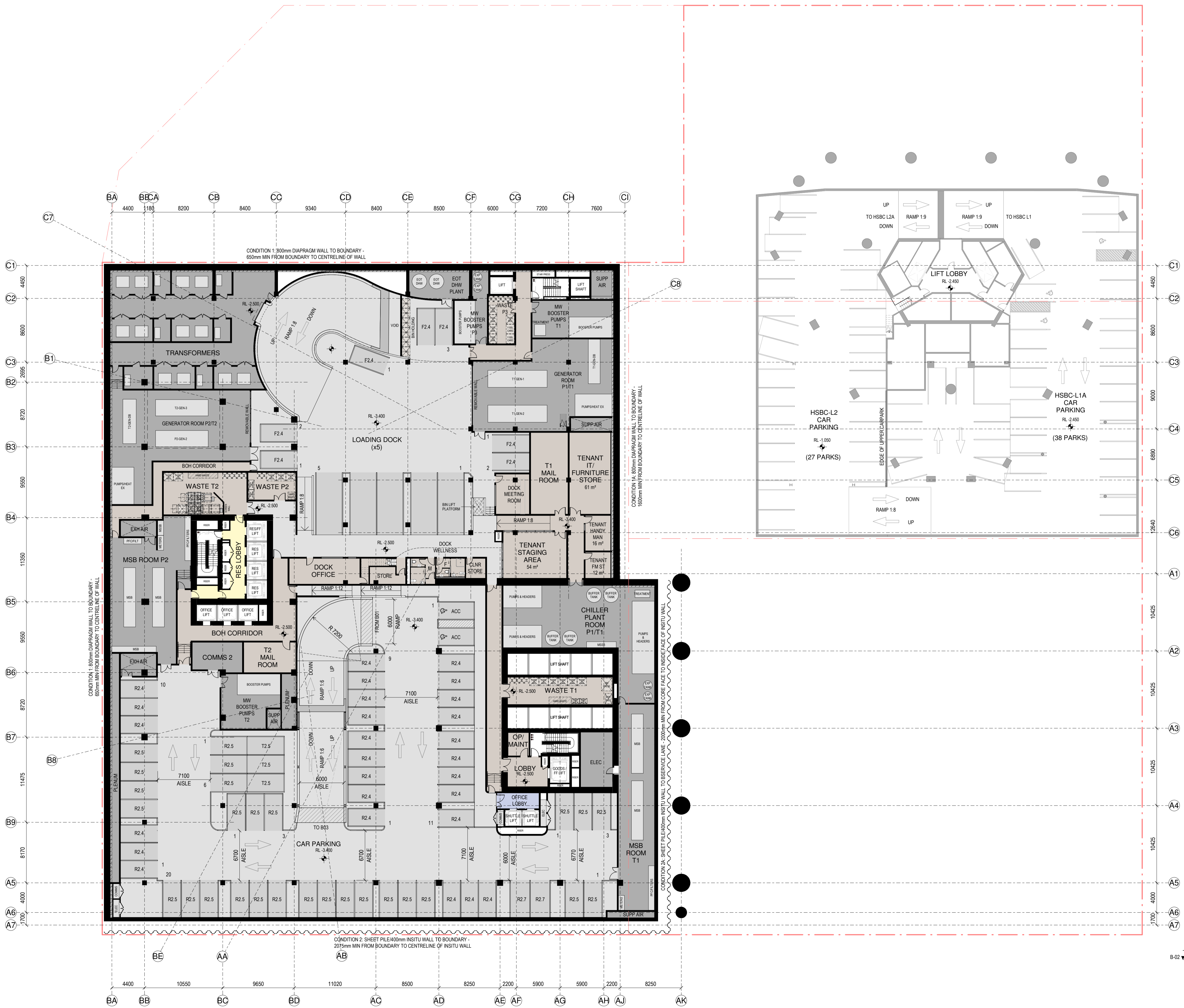
**Drawing Details**

Scale	1 : 250@ A1
Date	09/12/24
Job No	9234
Drawn	WAM
Checked	WAM

**Drawing No**      **Revision**

RC10-0005      (F)

**WARREN AND MAHONEY**



KEY PLAN - SOUTH ELEVATION

**SPACE LEGEND - BASEMENT/PODIUM**

- BACK OF HOUSE
- CAR PARK
- END OF TRIP FACILITIES
- OFFICE
- PLANT
- PUBLIC SPACE
- RESIDENTIAL AMENITY
- RETAIL - FOOD & BEVERAGE
- TOILET FACILITIES

All dimension to be verified on site before producing shop drawings or commencing any work. Do not scale. The copyright of this drawing remains with Warren and Mahoney Architects New Zealand Ltd.

**Revisions**

- A 02/05/24 REFERENCE DESIGN
- B 07/06/24 DRAFT RC ISSUE
- C 01/07/24 DRAFT RC ISSUE
- D 22/07/24 DRAFT RC ISSUE
- E 22/07/24 RC ISSUE
- F 09/12/24 DESIGN UPDATE RC RFI 1

**Notes**

**COMMERCIAL IN CONFIDENCE**

1. PIT DEPTHS FOR LIFTS ARE INDICATIVE AND SUBJECT TO FINAL CONFIRMATION BY LIFT SUPPLIER
2. LOCALISED SET-DOWNS FOR SERVICES ELEMENTS ARE SUBJECT TO FINAL CONFIRMATION
3. SERVICES EQUIPMENT LAYOUT IS INDICATIVE ONLY AND SUBJECT TO FINAL CONFIRMATION - TO BE DEVELOPED/ CONFIRMED
4. ACC = ACCESSIBLE CAR PARK  
C = CASUAL USER CAR PARK  
F = FACILITIES MANAGEMENT CAR PARK  
R = REGULAR USER CAR PARK  
T = TANDEM CAR PARK  
2.4, 2.5 ETC DENOTES CAR PARK WIDTH IN METRES
5. GENERAL CAR PARK DEPTH = 5.0m
6. ALL 1:6 SLOPED CAR PARK RAMPS SHALL HAVE 300mm WIDE KERBS EACH SIDE AND 2.0m CURVED TRANSITIONS AT A MAXIMUM SLOPE OF 1:10 TO THE TOP AND BASE OF EACH RAMP SECTION (SHOWN HATCHED)

CAR PARKING SCHEDULE - LEVEL B01	
ACCESSIBLE	4
CASUAL	5
DROP-OFF	2
REGULAR	26
TOTAL	37

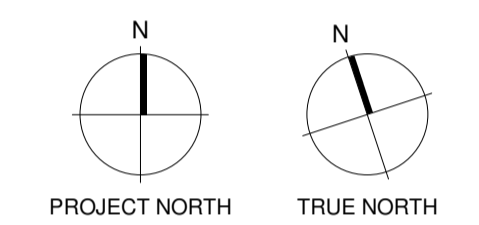
BASEMENT CAR PARKING - TOTALS	
B-01	37
B-02	69
B-03	144
B-04	143
B-05	147
<b>BUILDING CAR PARK TOTALS:</b>	<b>540</b>

RESIDENTIAL FACILITIES	
B-03	85
B-04	85
B-05	85
<b>RESIDENTIAL STORE TOTALS:</b>	<b>255</b>

B-01	254
<b>RESIDENTIAL BIKE TOTALS:</b>	<b>254</b>

TENANT OFFICE FACILITIES	
B-01	198
<b>TENANT OFFICE BIKE TOTALS:</b>	<b>198</b>

B-01	25
<b>TENANT OFFICE SCOOTER TOTALS:</b>	<b>25</b>



**Consultants**

- RCP Project Manager
- RLB Quantity Surveyor
- HOLMES Structural Engineer
- MOTT MAC DONALD Services Engineer
- CROSSFIRE Fire Engineer
- TONKIN + TAYLOR Civil Engineer
- FLOW Traffic Engineer

**Client**



**Warren and Mahoney Architects New Zealand Ltd**

Ground Floor, Mason Bros.  
139 Pakenham Street West  
Wynyard Quarter  
Auckland 1010  
New Zealand  
Phone + 64 9 309 4894

Registered Architects and Designers  
www.warrenandmahoney.com

**Project Title**

**DOWNTOWN WEST**  
2 LOWER HOBSON STREET, AUCKLAND CBD, AUCKLAND 1010

**Drawing Title**

**GENERAL ARRANGEMENT - BASEMENT 01**

**Drawing Status**

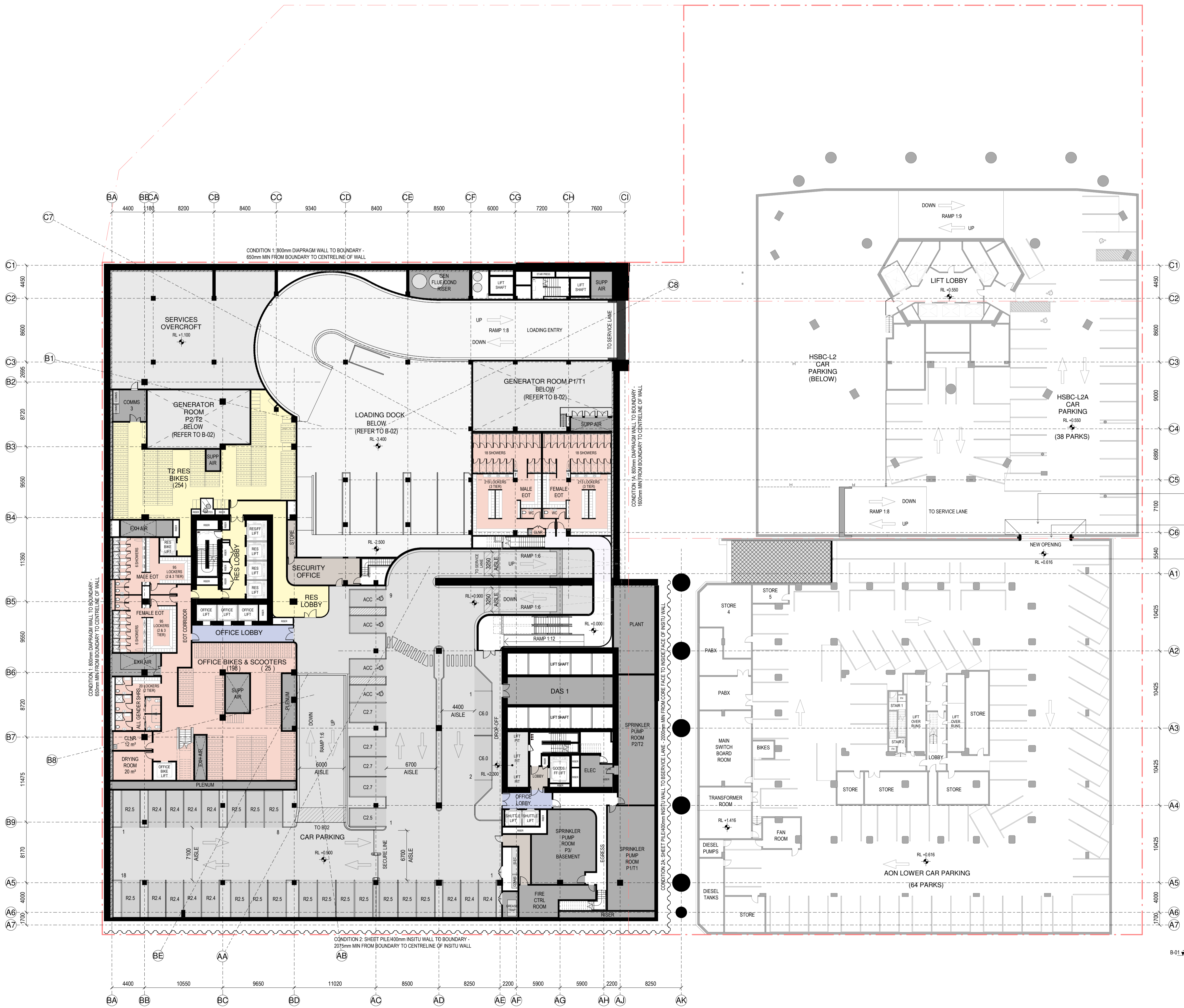
**RESOURCE CONSENT ISSUE**

**Drawing Details**

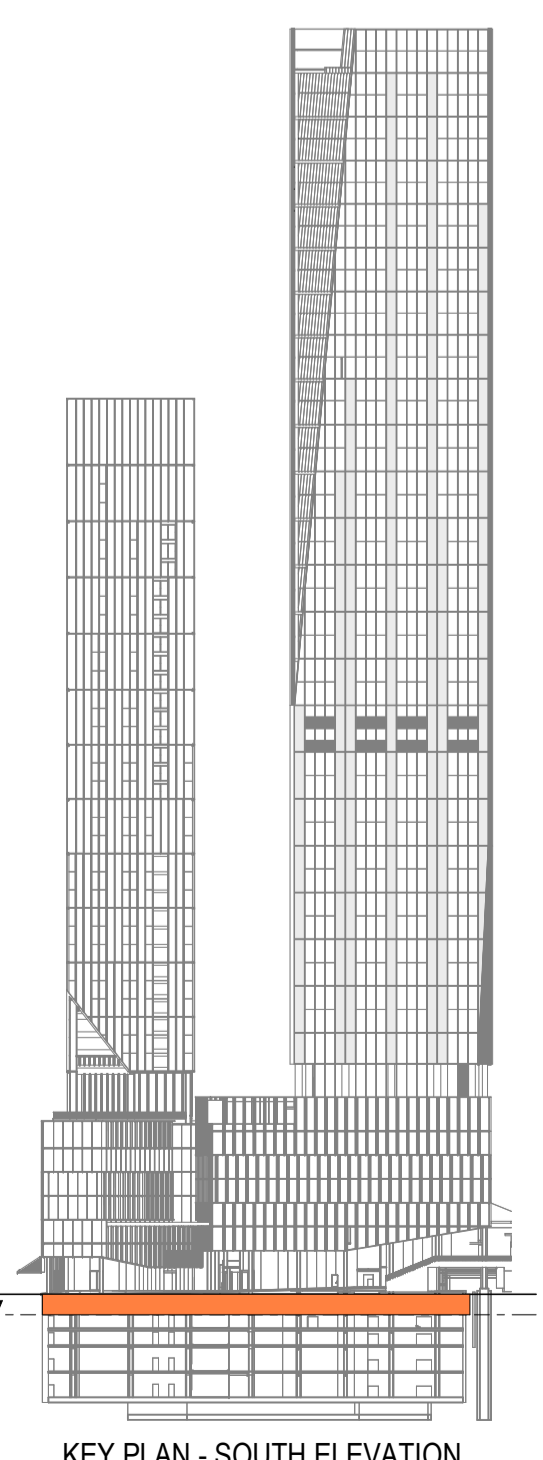
Scale 1 : 250@ A1  
Date 09/12/24  
Job No 9234  
Drawn WAM  
Checked WAM

Drawing No **RC10-0006** Revision **F**

**WARREN AND MAHONEY**



- NEW TRANSITION TO SUIT FLOOR LEVEL DIFFERENCE AT NEW VEHICLE ACCESS
- NEW VEHICLE ACCESS THROUGH EXISTING CONCRETE INTER-TENANCY WALLS
- EXISTING BASEMENT ACCESS RAMP TO BE CONVERTED TO NEW LOADING DOCK FOR RETAIL TENANCY



KEY PLAN - SOUTH ELEVATION

QUAY STREET

- SPACE LEGEND - BASEMENT/PODIUM**
- BACK OF HOUSE
  - CAR PARK
  - END OF TRIP FACILITIES
  - OFFICE
  - PLANT
  - PUBLIC SPACE
  - RESIDENTIAL AMENITY
  - RETAIL - FOOD & BEVERAGE
  - TOILET FACILITIES

All dimension to be verified on site before producing shop drawings or commencing any work. Do not scale. The copyright of this drawing remains with Warren and Mahoney Architects New Zealand Ltd.

**Revisions**

A 02/05/24 REFERENCE DESIGN  
 B 07/06/24 DRAFT RC ISSUE  
 C 01/07/24 DRAFT RC ISSUE  
 D 22/07/24 DRAFT RC ISSUE  
 E 22/07/24 RC ISSUE  
 F 09/12/24 DESIGN UPDATE RC RFI 1

**Notes**

**COMMERCIAL IN CONFIDENCE**

- SERVICES EQUIPMENT LAYOUTS ARE INDICATIVE ONLY AND SUBJECT TO FINAL CONFIRMATION - TO BE DEVELOPED/ CONFIRMED.
- PLACEMENT AND HEIGHTS OF SERVICES TERMINATIONS, MAN SAFE EQUIPMENT, ACCESS EQUIPMENT AND CLEANING/MAINTENANCE EQUIPMENT (NOT CURRENTLY SHOWN) - TO BE DEVELOPED/ CONFIRMED.
- FINAL PLACEMENT AND HEIGHT OF LIFT OVERINGS - TO BE DEVELOPED/ CONFIRMED.
- NEW STRUCTURE SIZES AND LAYOUT ARE INDICATIVE ONLY AND SUBJECT TO FINAL STRUCTURAL DESIGN CONFIRMATION - TO BE DEVELOPED/ CONFIRMED.
- CHANGES REQUIRED TO EXISTING BUILDING STRUCTURE TO SUIT THE FINAL DESIGN ARE INDICATIVE - TO BE DEVELOPED/ CONFIRMED.

**OFFICE AND RETAIL FACILITIES**

L-00	480
OFFICE BIKE TOTALS:	480
L-00	12
RETAIL BIKE TOTALS:	12

PROPRIETARY FLOOD DOOR LOCATIONS

PROPRIETARY FLOOD BARRIER LOCATION

AIR BRIDGE ABOVE

PROPOSED CONVEX MIRROR LOCATION

NEW INTER-TENANCY WALL

EXISTING RETAIL FACADE TO BE ALTERED

EXISTING ROLLER DOOR/FACADE TO BE ALTERED TO SUIT NEW LAYOUT

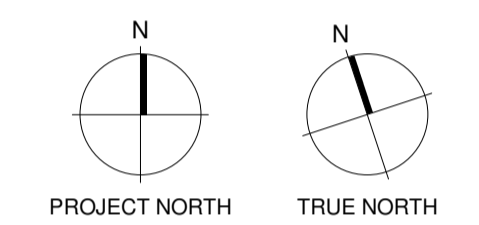
EXISTING BASEMENT ACCESS RAMP TO BE CONVERTED TO NEW LOADING DOCK FOR RETAIL TENANCY

EXISTING RETAIL FACADE TO BE ALTERED TO SUIT NEW STAIRS

EXISTING BOH SERVICES TO BE ALTERED AS REQUIRED TO SUIT NEW LOADING DOCK LOCATION

EXISTING RETAIL TENANCY TO BE ALTERED AS REQUIRED TO SUIT NEW LOADING DOCK LOCATION

EXISTING EGRESS ROUTE TO BE ALTERED TO SUIT NEW LOADING DOCK LOCATION



PROJECT NORTH TRUE NORTH

- Consultants**
- RCP Project Manager
  - RLB Quantity Surveyor
  - HOLMES Structural Engineer
  - MOTT MAC DONALD Services Engineer
  - CROSSFIRE Fire Engineer
  - TOKNIN + TAYLOR Civil Engineer
  - FLOW Traffic Engineer

**Client**

**Precinct**  
 PROPERTIES NEW ZEALAND

**Warren and Mahoney Architects New Zealand Ltd**

Ground Floor, Mason Bros.  
 139 Pakenham Street West  
 Wynyard Quarter  
 Auckland 1010  
 New Zealand  
 Phone + 64 9 309 4894

Registered Architects and Designers  
 www.warrenandmahoney.com

**Project Title**

**DOWNTOWN WEST**

2 LOWER HOBSON STREET,  
 AUCKLAND CBD, AUCKLAND 1010

**Drawing Title**

**GENERAL ARRANGEMENT - LEVEL 00**

**Drawing Status**

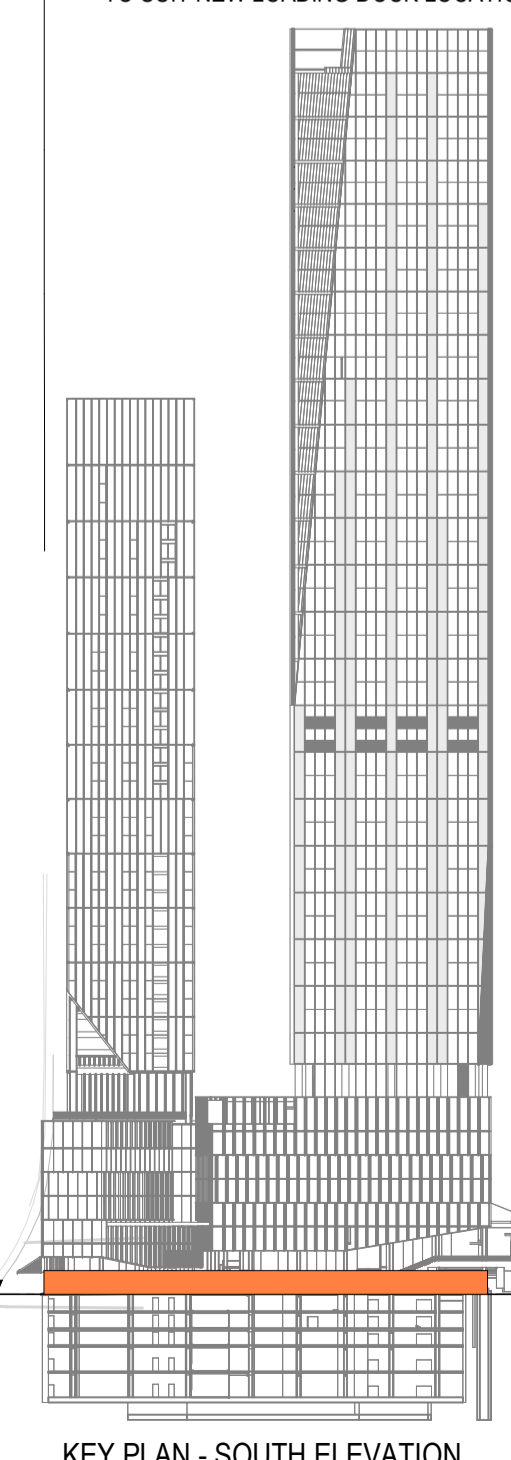
**RESOURCE CONSENT ISSUE**

**Drawing Details**

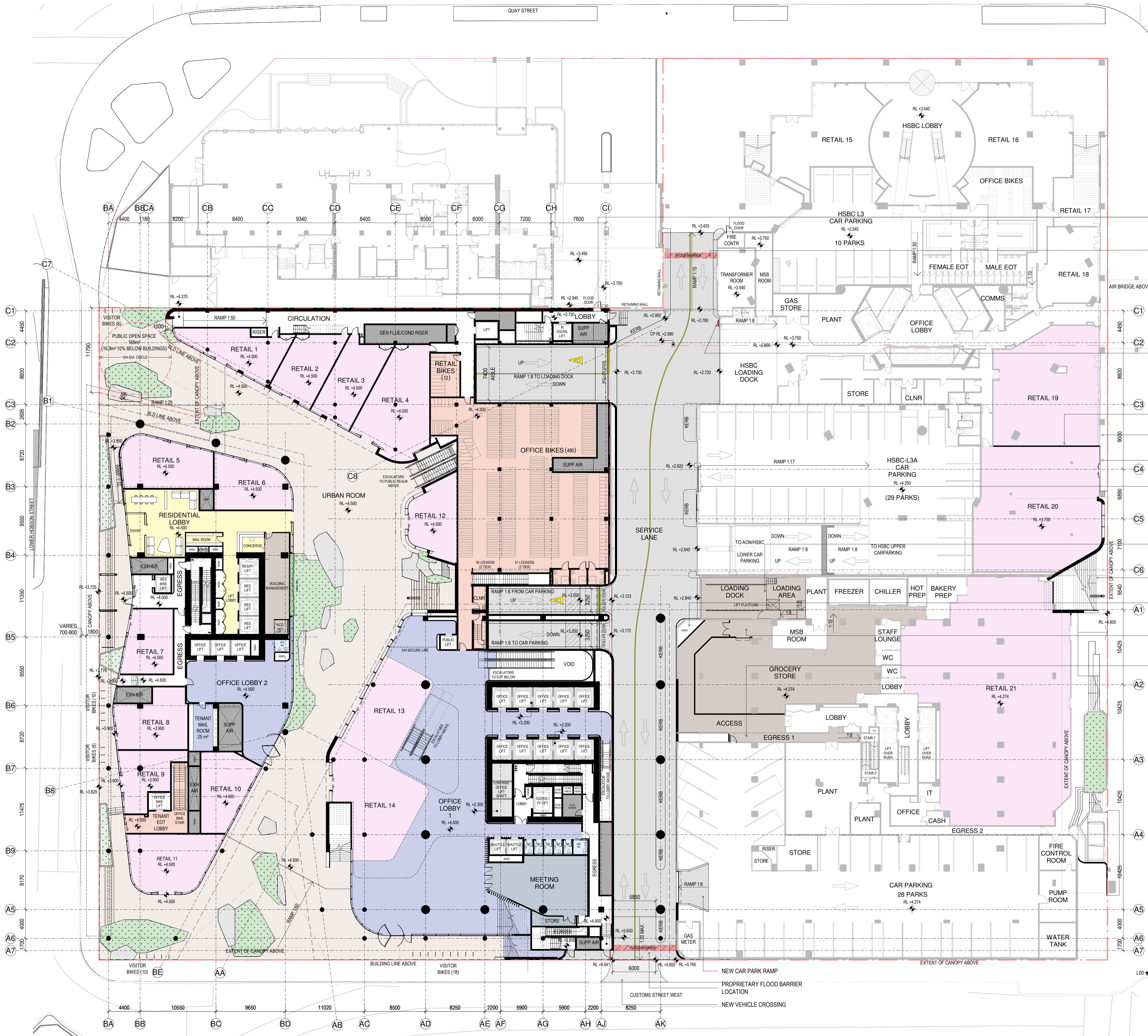
Scale 1 : 250@ A1  
 Date 09/12/24  
 Job No 9234  
 Drawn WAM  
 Checked WAM

**Drawing No** RC10-0010  
**Revision** (F)

**WARREN AND MAHONEY**



KEY PLAN - SOUTH ELEVATION



NEW CAR PARK RAMP  
 PROPRIETARY FLOOD BARRIER LOCATION  
 NEW VEHICLE CROSSING

QUAY STREET

SPACE LEGEND - BASEMENT/PODIUM

- BACK OF HOUSE
- CAR PARK
- END OF TRIP FACILITIES
- OFFICE
- PLANT
- PUBLIC SPACE
- RESIDENTIAL AMENITY
- RETAIL - FOOD & BEVERAGE
- TOILET FACILITIES

All dimension to be verified on site before producing shop drawings or commencing any work. Do not scale. The copyright of this drawing remains with Warren and Mahoney Architects New Zealand Ltd.

Revisions

- A 02/05/24 REFERENCE DESIGN
- B 07/06/24 DRAFT RC ISSUE
- C 01/07/24 DRAFT RC ISSUE
- D 22/07/24 DRAFT RC ISSUE
- E 22/07/24 RC ISSUE
- F 09/12/24 DESIGN UPDATE RC RFI 1

Notes

COMMERCIAL IN CONFIDENCE

1. SERVICES EQUIPMENT LAYOUTS ARE INDICATIVE ONLY AND SUBJECT TO FINAL CONFIRMATION - TO BE DEVELOPED/ CONFIRMED.
2. PLACEMENT AND HEIGHTS OF SERVICES TERMINATIONS, MAN SAFE EQUIPMENT, ACCESS EQUIPMENT AND CLEANING/MAINTENANCE EQUIPMENT (NOT CURRENTLY SHOWN) - TO BE DEVELOPED/ CONFIRMED.
3. FINAL PLACEMENT AND HEIGHT OF LIFT OVERUNS - TO BE DEVELOPED/ CONFIRMED.
4. NEW STRUCTURE SIZES AND LAYOUT ARE INDICATIVE ONLY AND SUBJECT TO FINAL STRUCTURAL DESIGN CONFIRMATION - TO BE DEVELOPED/ CONFIRMED.
5. CHANGES REQUIRED TO EXISTING BUILDING STRUCTURE TO SUIT THE FINAL DESIGN ARE INDICATIVE - TO BE DEVELOPED/ CONFIRMED.



Consultants

- RCP Project Manager
- RLB Quantity Surveyor
- HOLMES Structural Engineer
- MOTT MAC DONALD Services Engineer
- CROSSFIRE Fire Engineer
- TONKIN + TAYLOR Civil Engineer
- FLOW Traffic Engineer

Client



Warren and Mahoney Architects New Zealand Ltd

Ground Floor, Mason Bros. 139 Pakenham Street West Wynyard Quarter Auckland 1010 New Zealand Phone + 64 9 309 4894

Registered Architects and Designers www.warrenandmahoney.com

Project Title

DOWNTOWN WEST

2 LOWER HOBSON STREET, AUCKLAND CBD, AUCKLAND 1010

Drawing Title

GENERAL ARRANGEMENT - LEVEL 00M

Drawing Status

RESOURCE CONSENT ISSUE

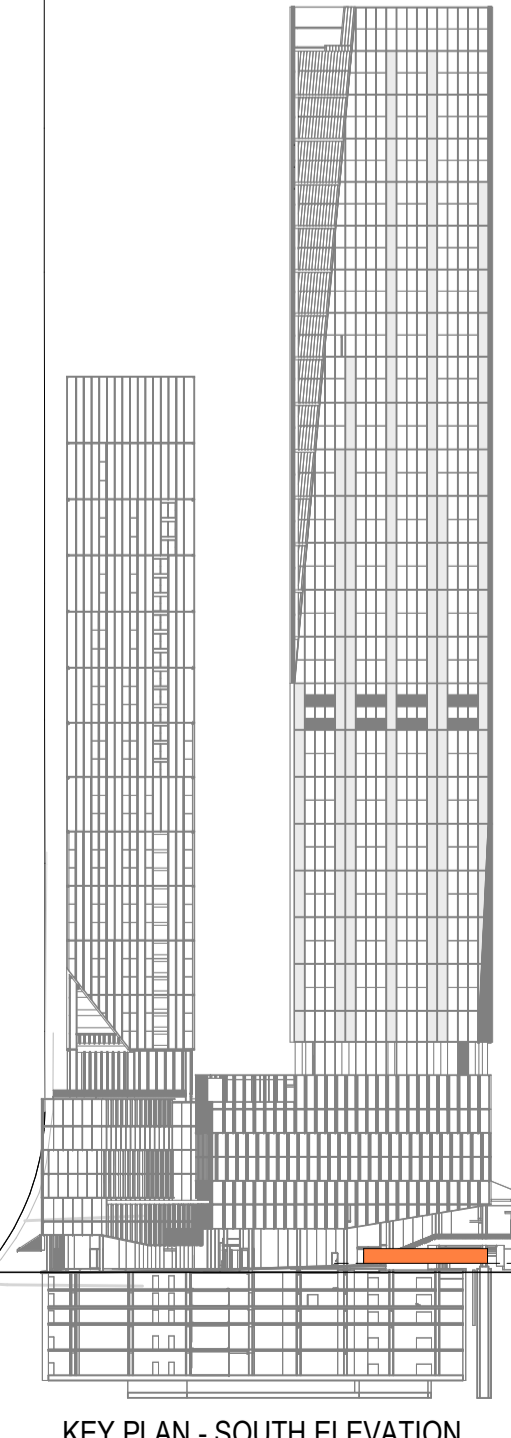
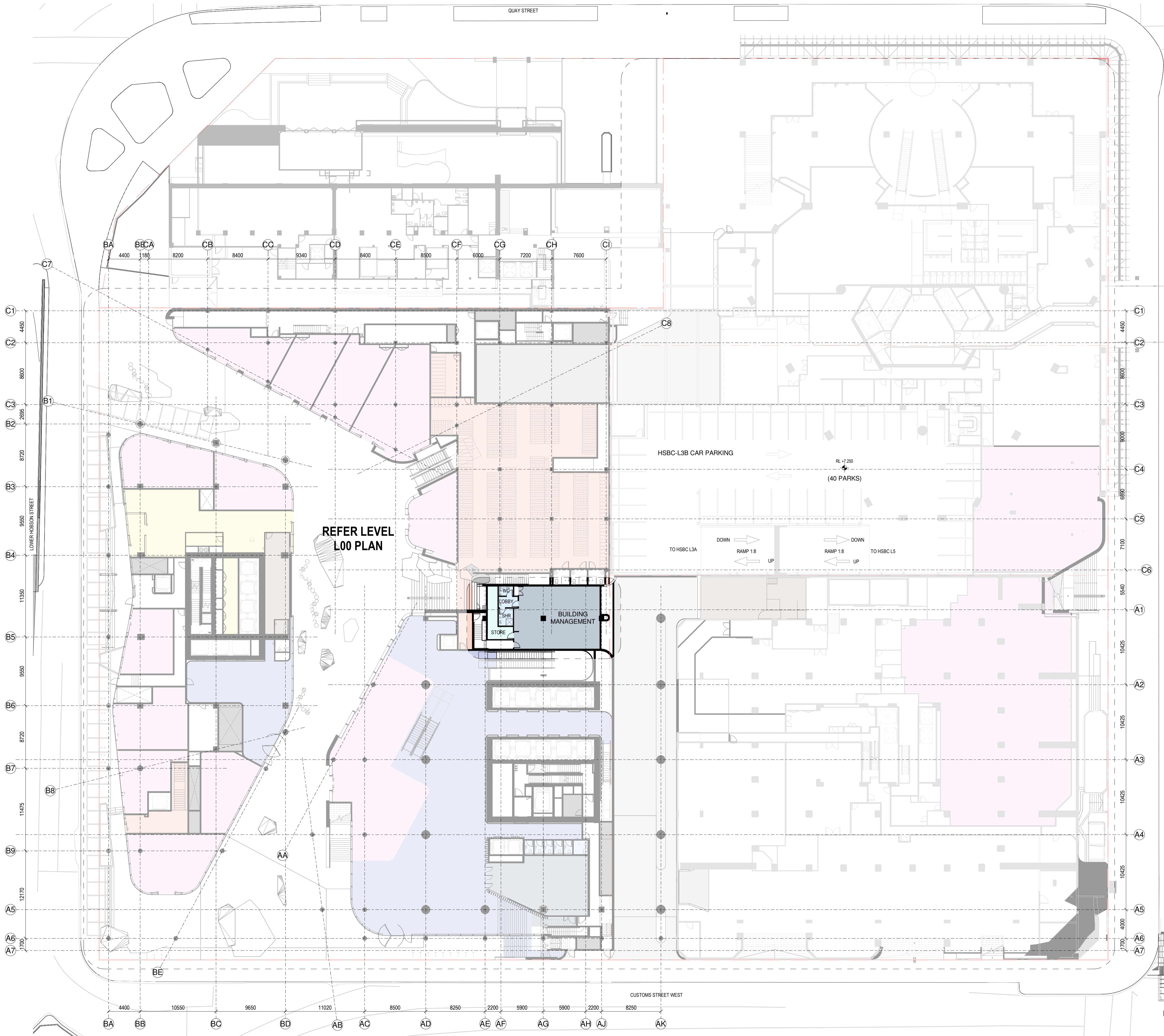
Drawing Details

Scale 1 : 250@ A1  
 Date 09/12/24  
 Job No 9234  
 Drawn WAM  
 Checked WAM

Drawing No Revision

RC10-0011 (F)

WARREN AND MAHONEY



QUAY STREET

SPACE LEGEND - BASEMENT/PODIUM

- BACK OF HOUSE
- CAR PARK
- END OF TRIP FACILITIES
- OFFICE
- PLANT
- PUBLIC SPACE
- RESIDENTIAL AMENITY
- RETAIL - FOOD & BEVERAGE
- TOILET FACILITIES

All dimension to be verified on site before producing shop drawings or commencing any work. Do not scale. The copyright of this drawing remains with Warren and Mahoney Architects New Zealand Ltd.

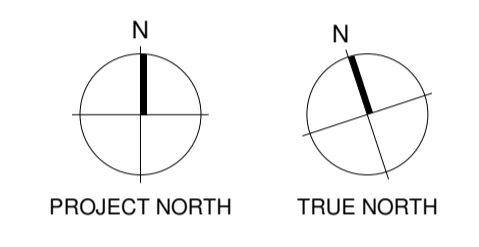
Revisions

- A 02/05/24 REFERENCE DESIGN
- B 07/06/24 DRAFT RC ISSUE
- C 01/07/24 DRAFT RC ISSUE
- D 22/07/24 DRAFT RC ISSUE
- E 22/07/24 RC ISSUE
- F 09/12/24 DESIGN UPDATE RC RFI 1

Notes

COMMERCIAL IN CONFIDENCE

- SERVICES EQUIPMENT LAYOUTS ARE INDICATIVE ONLY AND SUBJECT TO FINAL CONFIRMATION - TO BE DEVELOPED/ CONFIRMED.
- PLACEMENT AND HEIGHTS OF SERVICES TERMINATIONS, MAN SAFE EQUIPMENT, ACCESS EQUIPMENT AND CLEANING/MAINTENANCE EQUIPMENT (NOT CURRENTLY SHOWN) - TO BE DEVELOPED/ CONFIRMED.
- FINAL PLACEMENT AND HEIGHT OF LIFT OVERSIS - TO BE DEVELOPED/ CONFIRMED.
- NEW STRUCTURE SIZES AND LAYOUT ARE INDICATIVE ONLY AND SUBJECT TO FINAL STRUCTURAL DESIGN CONFIRMATION - TO BE DEVELOPED/ CONFIRMED.
- CHANGES REQUIRED TO EXISTING BUILDING STRUCTURE TO SUIT THE FINAL DESIGN ARE INDICATIVE - TO BE DEVELOPED/ CONFIRMED.



Consultants

- RCP Project Manager
- RLB Quantity Surveyor
- HOLMES Structural Engineer
- MOTT MAC DONALD Services Engineer
- CROSSFIRE Fire Engineer
- TONKIN + TAYLOR Civil Engineer
- FLOW Traffic Engineer

Client



Warren and Mahoney Architects New Zealand Ltd

Ground Floor, Mason Bros.  
139 Pakenham Street West  
Wynyard Quarter  
Auckland 1010  
New Zealand  
Phone + 64 9 309 4894

Registered Architects and Designers www.warrenandmahoney.com

Project Title

DOWNTOWN WEST

2 LOWER HOBSON STREET, AUCKLAND CBD, AUCKLAND 1010

Drawing Title

GENERAL ARRANGEMENT - LEVEL 01

Drawing Status

RESOURCE CONSENT ISSUE

Drawing Details

Scale 1 : 250@ A1  
Date 09/12/24  
Job No 9234  
Drawn WAM  
Checked WAM

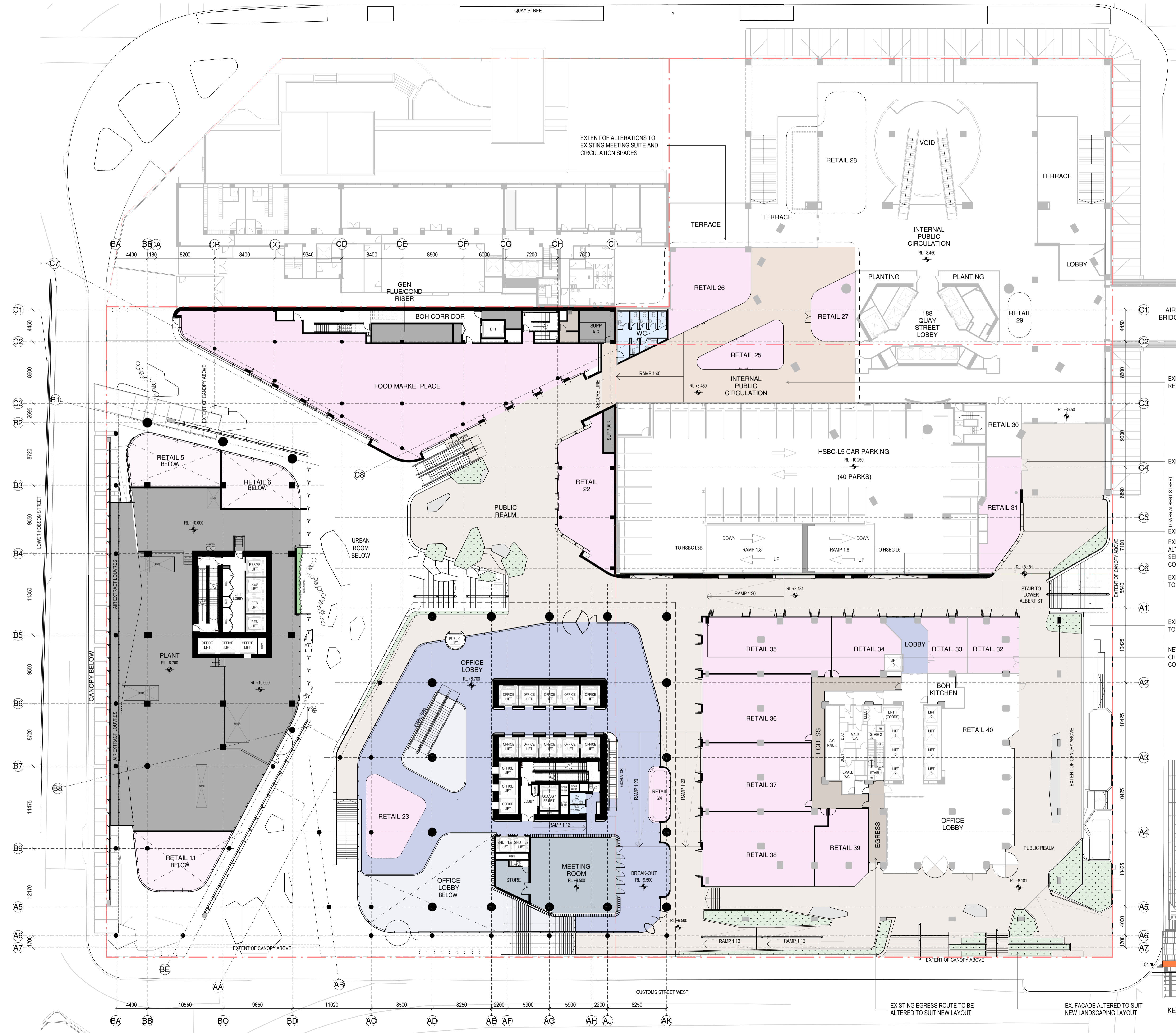
Drawing No

RC10-0012

Revision

F

WARREN AND MAHONEY



EXISTING INTERNAL CIRCULATION AND RETAIL SPACES TO BE ALTERED

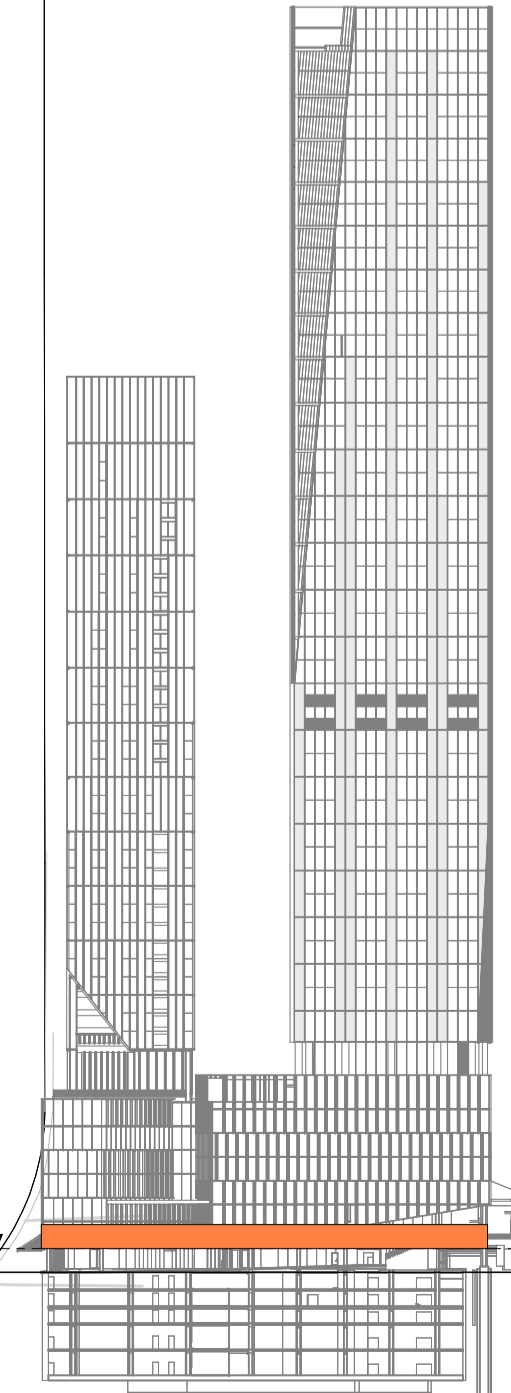
EXISTING RETAIL FACADE RETAINED

EXISTING RETAIL FACADE TO BE ALTERED  
EXISTING LOUVRED FACADE TO CARPARK ALTERED TO SUIT NEW SCULPTURED WALL, SERVICES DESIGN TO BE DEVELOPED/ CONFIRMED

EXISTING RETAIL FACADE TO BE ALTERED TO SUIT NEW CANOPY

EXISTING RETAIL FACADE TO BE ALTERED TO SUIT NEW STAIRS

NEW STRUCTURAL COLUMNS TO SUIT LAYOUT CHANGES, DESIGN TO BE DEVELOPED/ CONFIRMED



KEY PLAN - SOUTH ELEVATION

EXISTING EGRESS ROUTE TO BE ALTERED TO SUIT NEW LAYOUT

EX. FACADE ALTERED TO SUIT NEW LANDSCAPING LAYOUT

EXTENT OF ALTERATIONS TO EXISTING MEETING SUITE AND CIRCULATION SPACES

CUSTOMS STREET WEST

LOWER HOBSON STREET

QUAY STREET

QUAY STREET

SPACE LEGEND - BASEMENT/PODIUM

- BACK OF HOUSE
- CAR PARK
- END OF TRIP FACILITIES
- OFFICE
- PLANT
- PUBLIC SPACE
- RESIDENTIAL AMENITY
- RETAIL - FOOD & BEVERAGE
- TOILET FACILITIES

All dimension to be verified on site before producing shop drawings or commencing any work. Do not scale. The copyright of this drawing remains with Warren and Mahoney Architects New Zealand Ltd.

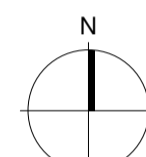
Revisions

- A 02/05/24 REFERENCE DESIGN
- B 07/06/24 DRAFT RC ISSUE
- C 01/07/24 DRAFT RC ISSUE
- D 22/07/24 DRAFT RC ISSUE
- E 22/07/24 RC ISSUE
- F 09/12/24 DESIGN UPDATE RC RFI 1

Notes

COMMERCIAL IN CONFIDENCE

1. SERVICES EQUIPMENT LAYOUTS ARE INDICATIVE ONLY AND SUBJECT TO FINAL CONFIRMATION - TO BE DEVELOPED/ CONFIRMED.
2. PLACEMENT AND HEIGHTS OF SERVICES TERMINATIONS, MAN SAFE EQUIPMENT, ACCESS EQUIPMENT AND CLEANING/MAINTENANCE EQUIPMENT (NOT CURRENTLY SHOWN) - TO BE DEVELOPED/ CONFIRMED.
3. FINAL PLACEMENT AND HEIGHT OF LIFT OVERURNS - TO BE DEVELOPED/ CONFIRMED.
4. NEW STRUCTURE SIZES AND LAYOUT ARE INDICATIVE ONLY AND SUBJECT TO FINAL STRUCTURAL DESIGN CONFIRMATION - TO BE DEVELOPED/ CONFIRMED.
5. CHANGES REQUIRED TO EXISTING BUILDING STRUCTURE TO SUIT THE FINAL DESIGN ARE INDICATIVE - TO BE DEVELOPED/ CONFIRMED.



PROJECT NORTH TRUE NORTH

Consultants

- RCP Project Manager
- RLB Quantity Surveyor
- HOLMES Structural Engineer
- MOTT MAC DONALD Services Engineer
- CROSSFIRE Fire Engineer
- TONKIN + TAYLOR Civil Engineer
- FLOW Traffic Engineer

Client



Warren and Mahoney Architects New Zealand Ltd

Ground Floor, Mason Bros. 139 Pakenham Street West Wynyard Quarter Auckland 1010 New Zealand Phone + 64 9 309 4894

Registered Architects and Designers www.warrenandmahoney.com

Project Title

DOWNTOWN WEST 2 LOWER HOBSON STREET, AUCKLAND CBD, AUCKLAND 1010

Drawing Title

GENERAL ARRANGEMENT - LEVEL 02

Drawing Status

RESOURCE CONSENT ISSUE

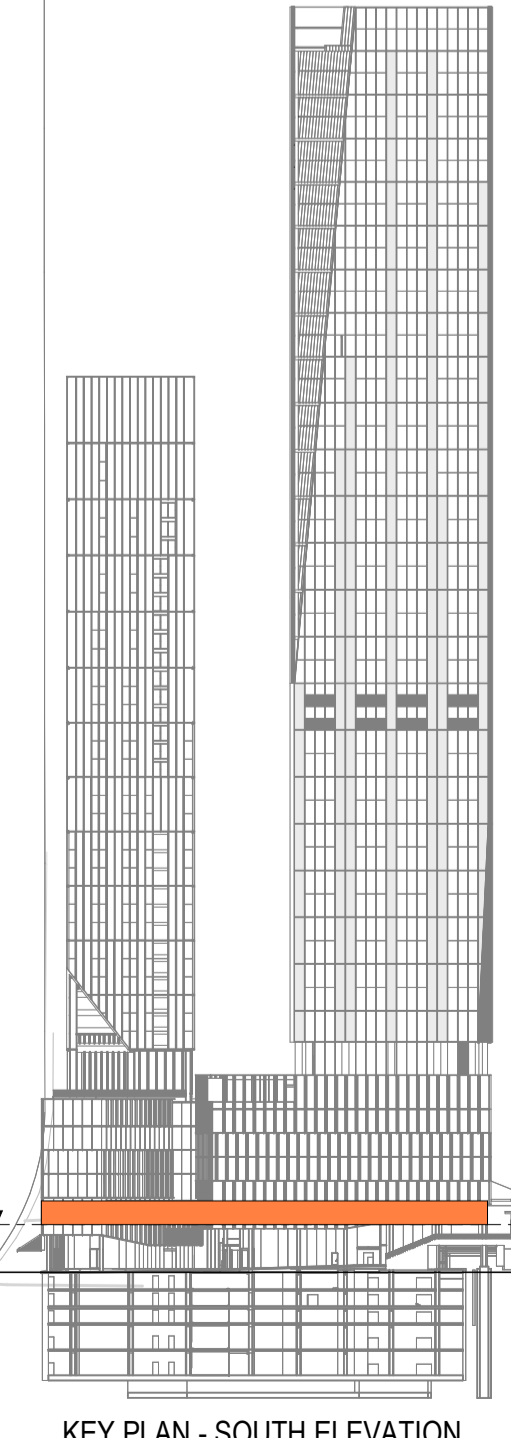
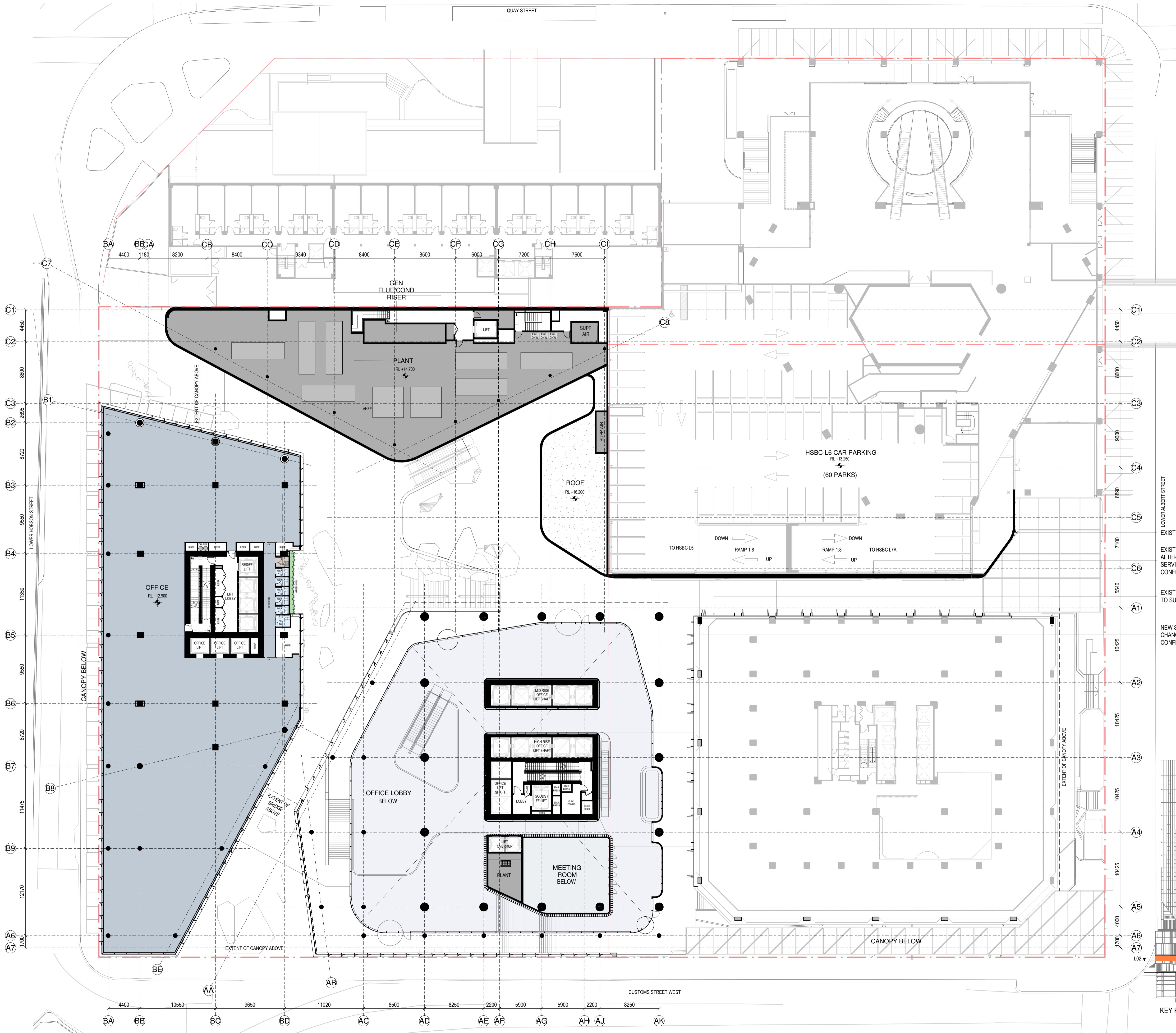
Drawing Details

Scale 1 : 250@ A1 Date 09/12/24 Job No 9234 Drawn WAM Checked WAM

Drawing No Revision

RC10-0013 (F)

WARREN AND MAHONEY



KEY PLAN - SOUTH ELEVATION

LOWER ALBERT STREET

EXISTING RETAIL FACADE TO BE ALTERED EXISTING LOUVRED FACADE TO CARPARK ALTERED TO SUIT NEW SCULPTURED WALL, SERVICES DESIGN TO BE DEVELOPED/ CONFIRMED

EXISTING BALCONY EDGE TO BE ALTERED TO SUIT NEW CANOPY

NEW STRUCTURAL COLUMNS TO SUIT LAYOUT CHANGES, DESIGN TO BE DEVELOPED/ CONFIRMED

LOWER HOBSON STREET

EXISTING CANOPY ABOVE

EXISTING BRIDGE ABOVE

EXISTING CANOPY ABOVE

EXISTING CANOPY ABOVE

EXISTING CANOPY ABOVE

EXISTING CANOPY ABOVE

CUSTOMS STREET WEST

C7  
C2  
C3  
B1  
B2  
B3  
B4  
B5  
B6  
B7  
B8  
B9  
A6  
A7  
A1  
A2  
A3  
A4  
A5

BA 4400 1180 8200 8400 9340 8400 8500 6000 7200 7600  
 BBA 8200 8400 9340 8400 8500 6000 7200 7600  
 CB 8400 9340 8400 8500 6000 7200 7600  
 CC 8400 9340 8400 8500 6000 7200 7600  
 CD 8400 9340 8400 8500 6000 7200 7600  
 CE 8400 9340 8400 8500 6000 7200 7600  
 CF 8400 9340 8400 8500 6000 7200 7600  
 CG 8400 9340 8400 8500 6000 7200 7600  
 CH 8400 9340 8400 8500 6000 7200 7600  
 CI 8400 9340 8400 8500 6000 7200 7600  
 AA 4400 10550 9650 11020 8500 8250 2200 5900 5900 2200 8250  
 AB 10550 9650 11020 8500 8250 2200 5900 5900 2200 8250  
 AC 10550 9650 11020 8500 8250 2200 5900 5900 2200 8250  
 AD 10550 9650 11020 8500 8250 2200 5900 5900 2200 8250  
 AE 10550 9650 11020 8500 8250 2200 5900 5900 2200 8250  
 AF 10550 9650 11020 8500 8250 2200 5900 5900 2200 8250  
 AG 10550 9650 11020 8500 8250 2200 5900 5900 2200 8250  
 AH 10550 9650 11020 8500 8250 2200 5900 5900 2200 8250  
 AJ 10550 9650 11020 8500 8250 2200 5900 5900 2200 8250  
 AK 10550 9650 11020 8500 8250 2200 5900 5900 2200 8250

BA 4400 10550 9650 11020 8500 8250 2200 5900 5900 2200 8250  
 BB 4400 10550 9650 11020 8500 8250 2200 5900 5900 2200 8250  
 BC 4400 10550 9650 11020 8500 8250 2200 5900 5900 2200 8250  
 BD 4400 10550 9650 11020 8500 8250 2200 5900 5900 2200 8250  
 AC 10550 9650 11020 8500 8250 2200 5900 5900 2200 8250  
 AD 10550 9650 11020 8500 8250 2200 5900 5900 2200 8250  
 AE 10550 9650 11020 8500 8250 2200 5900 5900 2200 8250  
 AF 10550 9650 11020 8500 8250 2200 5900 5900 2200 8250  
 AG 10550 9650 11020 8500 8250 2200 5900 5900 2200 8250  
 AH 10550 9650 11020 8500 8250 2200 5900 5900 2200 8250  
 AJ 10550 9650 11020 8500 8250 2200 5900 5900 2200 8250  
 AK 10550 9650 11020 8500 8250 2200 5900 5900 2200 8250

QUAY STREET

SPACE LEGEND - BASEMENT/PODIUM

- BACK OF HOUSE
- CAR PARK
- END OF TRIP FACILITIES
- OFFICE
- PLANT
- PUBLIC SPACE
- RESIDENTIAL AMENITY
- RETAIL - FOOD & BEVERAGE
- TOILET FACILITIES

All dimension to be verified on site before producing shop drawings or commencing any work. Do not scale. The copyright of this drawing remains with Warren and Mahoney Architects New Zealand Ltd.

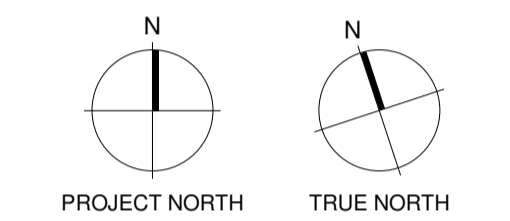
Revisions

- A 02/05/24 REFERENCE DESIGN
- B 07/06/24 DRAFT RC ISSUE
- C 01/07/24 DRAFT RC ISSUE
- D 22/07/24 DRAFT RC ISSUE
- E 22/07/24 RC ISSUE
- F 09/12/24 DESIGN UPDATE RC RFI 1

Notes

COMMERCIAL IN CONFIDENCE

1. SERVICES EQUIPMENT LAYOUTS ARE INDICATIVE ONLY AND SUBJECT TO FINAL CONFIRMATION - TO BE DEVELOPED/ CONFIRMED.
2. PLACEMENT AND HEIGHTS OF SERVICES TERMINATIONS, MAN SAFE EQUIPMENT, ACCESS EQUIPMENT AND CLEANING/MAINTENANCE EQUIPMENT (NOT CURRENTLY SHOWN) - TO BE DEVELOPED/ CONFIRMED.
3. FINAL PLACEMENT AND HEIGHT OF LIFT OVERRUNS - TO BE DEVELOPED/ CONFIRMED.
4. NEW STRUCTURE SIZES AND LAYOUT ARE INDICATIVE ONLY AND SUBJECT TO FINAL STRUCTURAL DESIGN CONFIRMATION - TO BE DEVELOPED/ CONFIRMED.
5. CHANGES REQUIRED TO EXISTING BUILDING STRUCTURE TO SUIT THE FINAL DESIGN ARE INDICATIVE - TO BE DEVELOPED/ CONFIRMED.



Consultants

- RCP Project Manager
- RLB Quantity Surveyor
- HOLMES Structural Engineer
- MOTT MAC DONALD Services Engineer
- CROSSFIRE Fire Engineer
- TONKIN + TAYLOR Civil Engineer
- FLOW Traffic Engineer

Client



Warren and Mahoney Architects New Zealand Ltd

Ground Floor, Mason Bros.  
139 Pakenham Street West  
Wynyard Quarter  
Auckland 1010  
New Zealand  
Phone + 64 9 309 4894

Registered Architects and Designers  
www.warrenandmahoney.com

Project Title

**DOWNTOWN WEST**  
2 LOWER HOBSON STREET,  
AUCKLAND CBD, AUCKLAND 1010

Drawing Title

**GENERAL ARRANGEMENT - LEVEL 03**

Drawing Status

**RESOURCE CONSENT ISSUE**

Drawing Details

Scale 1 : 250@ A1  
Date 09/12/24  
Job No 9234  
Drawn WAM  
Checked WAM

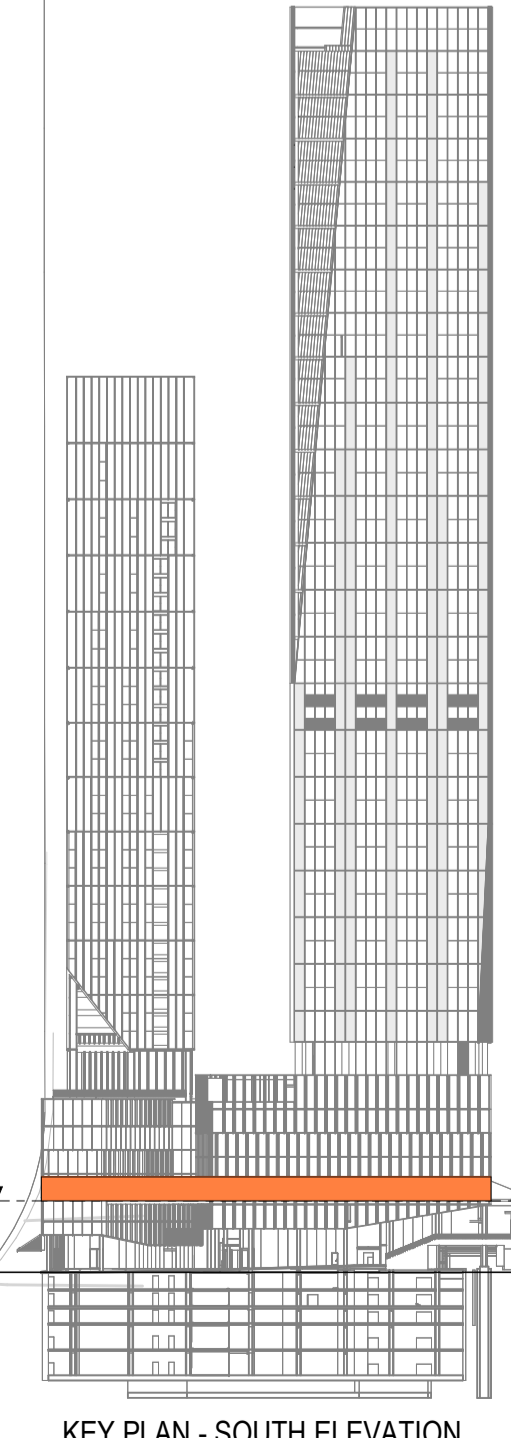
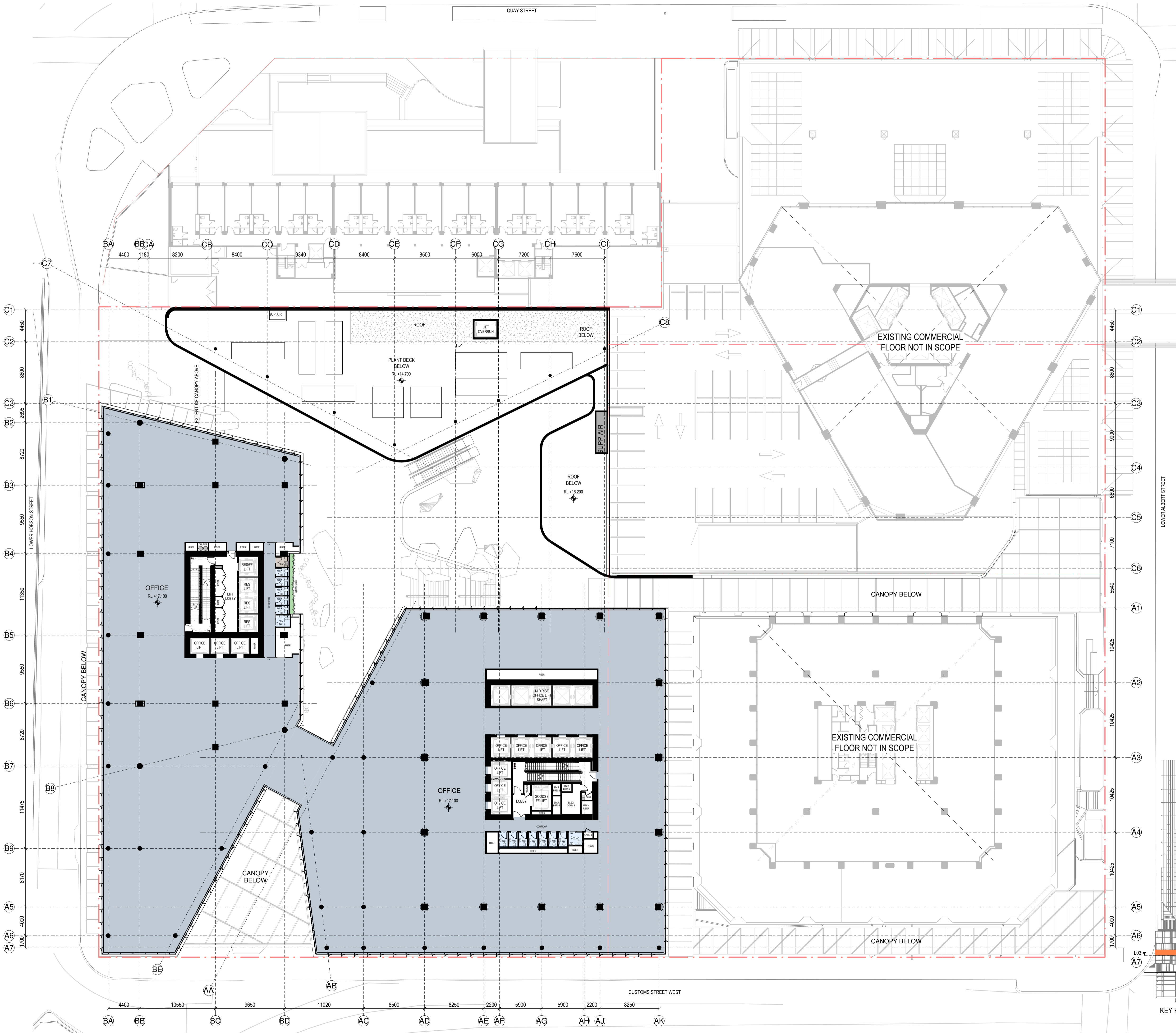
Drawing No

**RC10-0014**

Revision

**(F)**

**WARREN AND MAHONEY**



KEY PLAN - SOUTH ELEVATION



QUAY STREET

SPACE LEGEND - BASEMENT/PODIUM

- BACK OF HOUSE
- CAR PARK
- END OF TRIP FACILITIES
- OFFICE
- PLANT
- PUBLIC SPACE
- RESIDENTIAL AMENITY
- RETAIL - FOOD & BEVERAGE
- TOILET FACILITIES

All dimension to be verified on site before producing shop drawings or commencing any work. Do not scale. The copyright of this drawing remains with Warren and Mahoney Architects New Zealand Ltd.

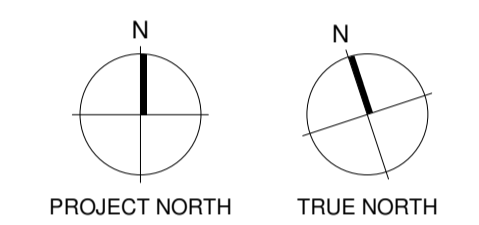
Revisions

- A 02/05/24 REFERENCE DESIGN
- B 07/06/24 DRAFT RC ISSUE
- C 01/07/24 DRAFT RC ISSUE
- D 22/07/24 DRAFT RC ISSUE
- E 22/07/24 RC ISSUE
- F 09/12/24 DESIGN UPDATE RC RFI 1

Notes

COMMERCIAL IN CONFIDENCE

1. SERVICES EQUIPMENT LAYOUTS ARE INDICATIVE ONLY AND SUBJECT TO FINAL CONFIRMATION - TO BE DEVELOPED/ CONFIRMED.
2. PLACEMENT AND HEIGHTS OF SERVICES TERMINATIONS, MAN SAFE EQUIPMENT, ACCESS EQUIPMENT AND CLEANING/MAINTENANCE EQUIPMENT (NOT CURRENTLY SHOWN) - TO BE DEVELOPED/ CONFIRMED.
3. FINAL PLACEMENT AND HEIGHT OF LIFT COVERS - TO BE DEVELOPED/ CONFIRMED.
4. NEW STRUCTURE SIZES AND LAYOUT ARE INDICATIVE ONLY AND SUBJECT TO FINAL STRUCTURAL DESIGN CONFIRMATION - TO BE DEVELOPED/ CONFIRMED.
5. CHANGES REQUIRED TO EXISTING BUILDING STRUCTURE TO SUIT THE FINAL DESIGN ARE INDICATIVE - TO BE DEVELOPED/ CONFIRMED.



Consultants

- RCP Project Manager
- RLB Quantity Surveyor
- HOLMES Structural Engineer
- MOTT MAC DONALD Services Engineer
- CROSSFIRE Fire Engineer
- TONKIN + TAYLOR Civil Engineer
- FLOW Traffic Engineer

Client



Warren and Mahoney Architects New Zealand Ltd

Ground Floor, Mason Bros.  
139 Pakenham Street West  
Wynyard Quarter  
Auckland 1010  
New Zealand  
Phone + 64 9 309 4894

Registered Architects and Designers  
www.warrenandmahoney.com

Project Title

DOWNTOWN WEST

Drawing Title

GENERAL ARRANGEMENT - LEVEL 04

Drawing Status

RESOURCE CONSENT ISSUE

Drawing Details

Scale 1 : 250@ A1  
Date 09/12/24  
Job No 9234  
Drawn WAM  
Checked WAM

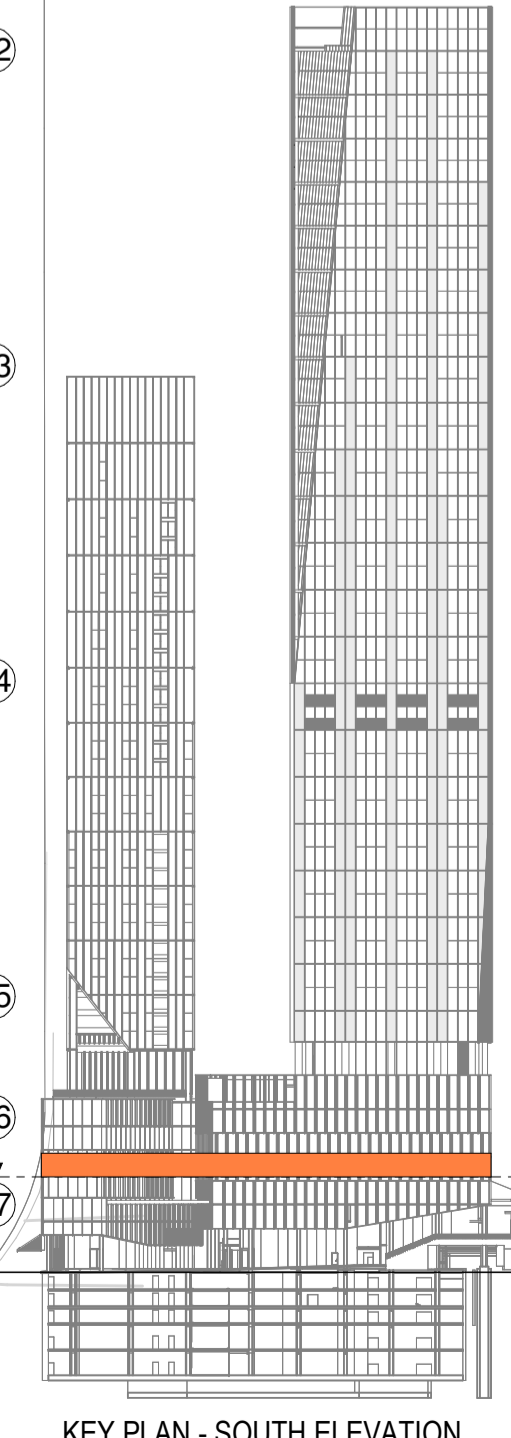
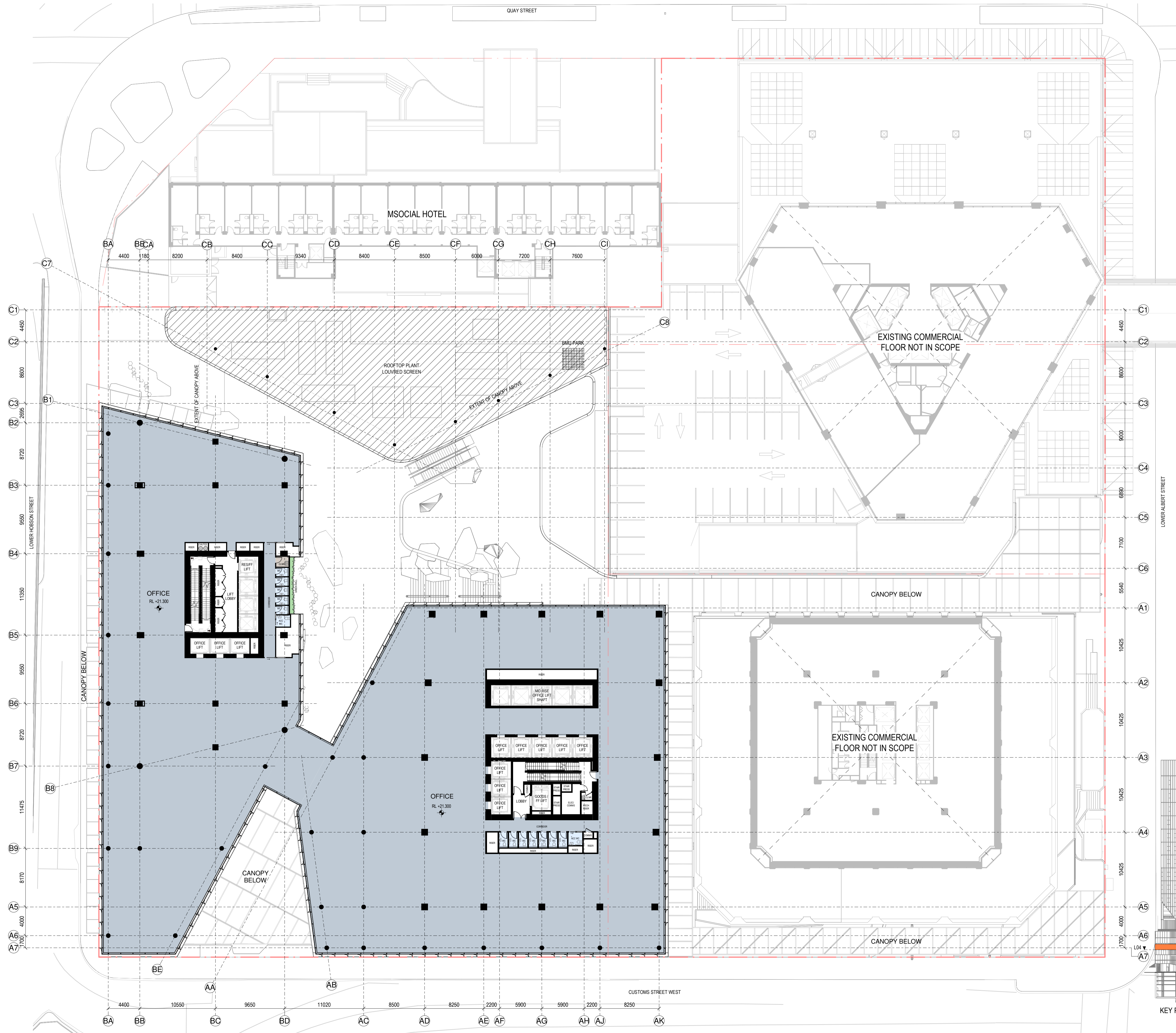
Drawing No

RC10-0015

Revision

(F)

WARREN AND MAHONEY



KEY PLAN - SOUTH ELEVATION

- BACK OF HOUSE
- CAR PARK
- END OF TRIP FACILITIES
- OFFICE
- PLANT
- PUBLIC SPACE
- RESIDENTIAL AMENITY
- RETAIL - FOOD & BEVERAGE
- TOILET FACILITIES

All dimension to be verified on site before producing shop drawings or commencing any work. Do not scale. The copyright of this drawing remains with Warren and Mahoney Architects New Zealand Ltd.

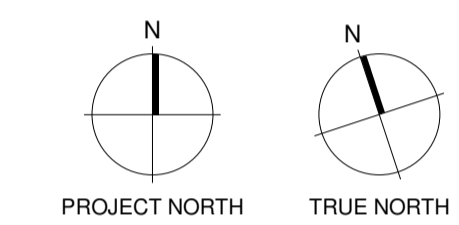
Revisions

- A 02/05/24 REFERENCE DESIGN
- B 07/06/24 DRAFT RC ISSUE
- C 01/07/24 DRAFT RC ISSUE
- D 22/07/24 DRAFT RC ISSUE
- E 22/07/24 RC ISSUE
- F 09/12/24 DESIGN UPDATE RC RFI 1

Notes

COMMERCIAL IN CONFIDENCE

1. SERVICES EQUIPMENT LAYOUTS ARE INDICATIVE ONLY AND SUBJECT TO FINAL CONFIRMATION - TO BE DEVELOPED/ CONFIRMED.
2. PLACEMENT AND HEIGHTS OF SERVICES TERMINATIONS, MAN SAFE EQUIPMENT, ACCESS EQUIPMENT AND CLEANING/MAINTENANCE EQUIPMENT (NOT CURRENTLY SHOWN) - TO BE DEVELOPED/ CONFIRMED.
3. FINAL PLACEMENT AND HEIGHT OF LIFT COVERS - TO BE DEVELOPED/ CONFIRMED.
4. NEW STRUCTURE SIZES AND LAYOUT ARE INDICATIVE ONLY AND SUBJECT TO FINAL STRUCTURAL DESIGN CONFIRMATION - TO BE DEVELOPED/ CONFIRMED.
5. CHANGES REQUIRED TO EXISTING BUILDING STRUCTURE TO SUIT THE FINAL DESIGN ARE INDICATIVE - TO BE DEVELOPED/ CONFIRMED.



Consultants

- RCP  
Project Manager
- RLB  
Quantity Surveyor
- HOLMES  
Structural Engineer
- MOTT MAC DONALD  
Services Engineer
- CROSSFIRE  
Fire Engineer
- TONKIN + TAYLOR  
Civil Engineer
- FLOW  
Traffic Engineer

Client



Warren and Mahoney Architects New Zealand Ltd

Ground Floor, Mason Bros.  
139 Pakenham Street West  
Wynyard Quarter  
Auckland 1010  
New Zealand  
Phone + 64 9 309 4894

Registered Architects and Designers  
www.warrenandmahoney.com

Project Title

**DOWNTOWN WEST**  
2 LOWER HOBSON STREET,  
AUCKLAND CBD, AUCKLAND 1010

Drawing Title

**GENERAL ARRANGEMENT - LEVEL 05**

Drawing Status

**RESOURCE CONSENT ISSUE**

Drawing Details

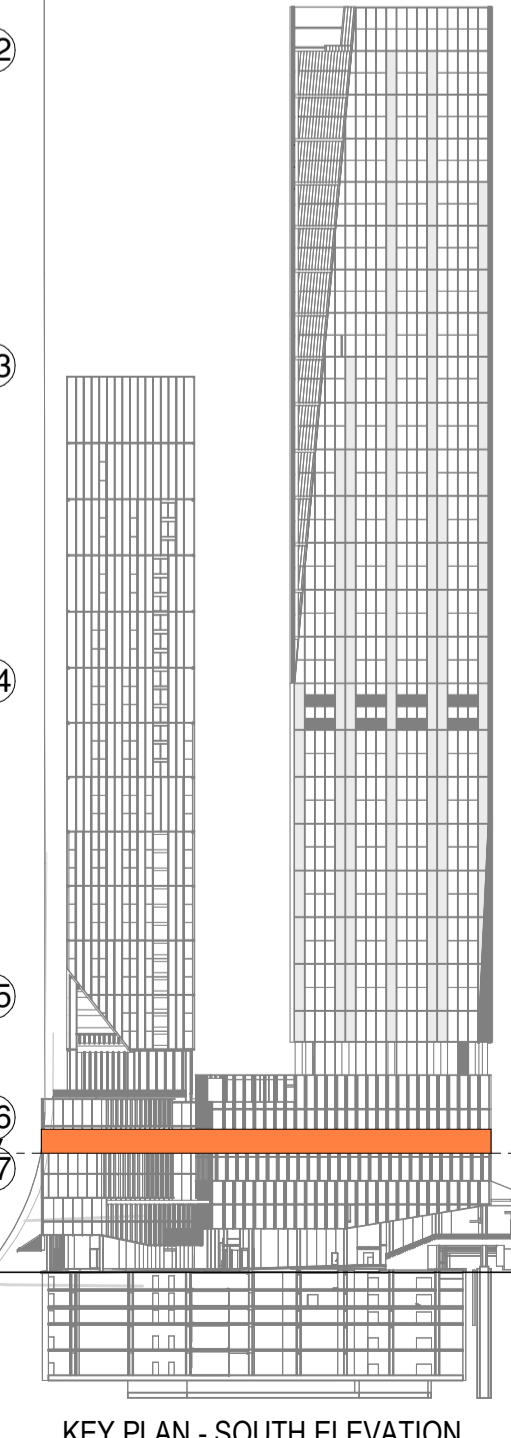
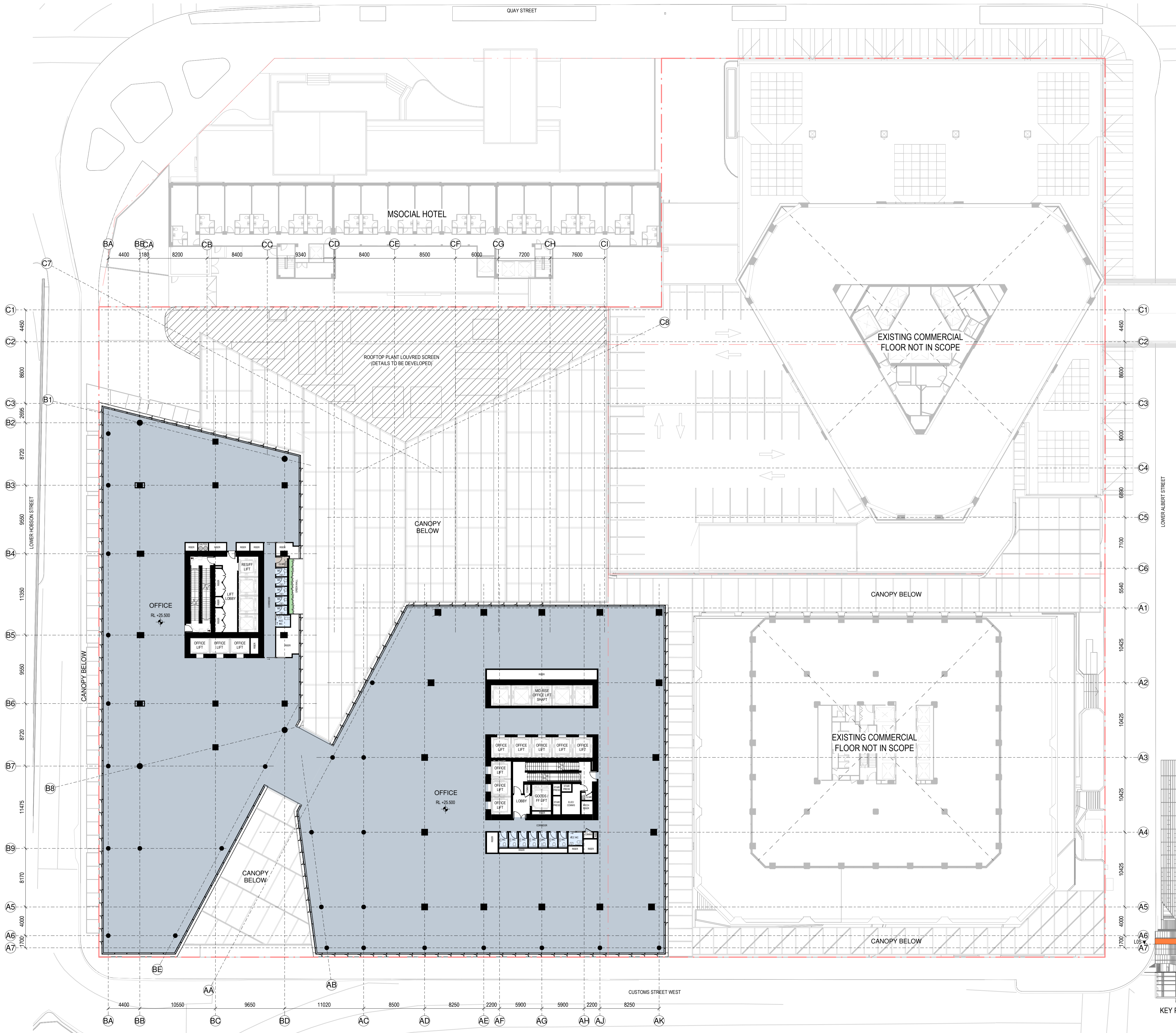
Scale	1 : 250@ A1
Date	09/12/24
Job No	9234
Drawn	WAM
Checked	WAM

Drawing No

**RC10-0016**

Revision

**(F)**



KEY PLAN - SOUTH ELEVATION

QUAY STREET

SPACE LEGEND - BASEMENT/PODIUM

- BACK OF HOUSE
- CAR PARK
- END OF TRIP FACILITIES
- OFFICE
- PLANT
- PUBLIC SPACE
- RESIDENTIAL AMENITY
- RETAIL - FOOD & BEVERAGE
- TOILET FACILITIES

All dimension to be verified on site before producing shop drawings or commencing any work. Do not scale. The copyright of this drawing remains with Warren and Mahoney Architects New Zealand Ltd.

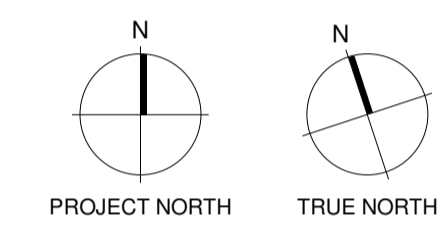
Revisions

- A 02/05/24 REFERENCE DESIGN
- B 07/06/24 DRAFT RC ISSUE
- C 01/07/24 DRAFT RC ISSUE
- D 22/07/24 DRAFT RC ISSUE
- E 22/07/24 RC ISSUE
- F 09/12/24 DESIGN UPDATE RC RFI 1

Notes

COMMERCIAL IN CONFIDENCE

1. SERVICES EQUIPMENT LAYOUTS ARE INDICATIVE ONLY AND SUBJECT TO FINAL CONFIRMATION - TO BE DEVELOPED/ CONFIRMED.
2. PLACEMENT AND HEIGHTS OF SERVICES TERMINATIONS, MAN SAFE EQUIPMENT, ACCESS EQUIPMENT AND CLEANING/MAINTENANCE EQUIPMENT (NOT CURRENTLY SHOWN) - TO BE DEVELOPED/ CONFIRMED.
3. FINAL PLACEMENT AND HEIGHT OF LIFT OVERUNS - TO BE DEVELOPED/ CONFIRMED.
4. NEW STRUCTURE SIZES AND LAYOUT ARE INDICATIVE ONLY AND SUBJECT TO FINAL STRUCTURAL DESIGN CONFIRMATION - TO BE DEVELOPED/ CONFIRMED.
5. CHANGES REQUIRED TO EXISTING BUILDING STRUCTURE TO SUIT THE FINAL DESIGN ARE INDICATIVE - TO BE DEVELOPED/ CONFIRMED.



Consultants

- RCP Project Manager
- RLB Quantity Surveyor
- HOLMES Structural Engineer
- MOTT MAC DONALD Services Engineer
- CROSSFIRE Fire Engineer
- TONKIN + TAYLOR Civil Engineer
- FLOW Traffic Engineer

Client



Warren and Mahoney Architects New Zealand Ltd

Ground Floor, Mason Bros.  
139 Pakenham Street West  
Wynyard Quarter  
Auckland 1010  
New Zealand  
Phone + 64 9 309 4894

Registered Architects and Designers  
www.warrenandmahoney.com

Project Title

DOWNTOWN WEST

Drawing Title

GENERAL  
ARRANGEMENT -  
LEVEL 06

Drawing Status

RESOURCE CONSENT  
ISSUE

Drawing Details

Scale 1 : 250@ A1  
Date 09/12/24  
Job No 9234  
Drawn WAM  
Checked WAM

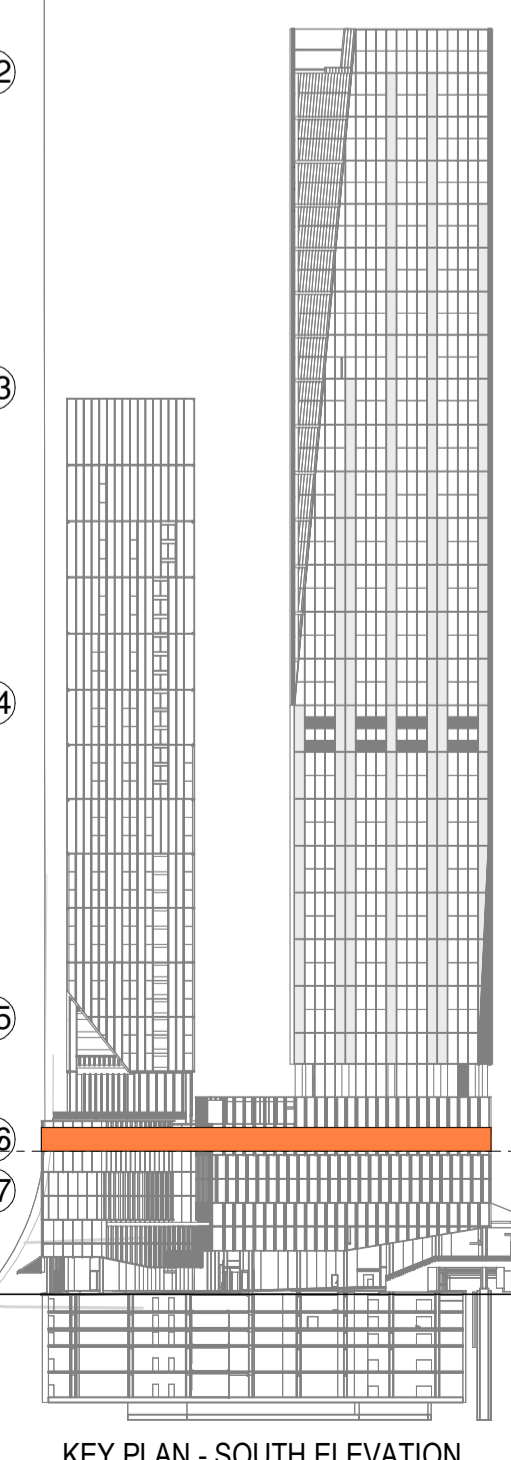
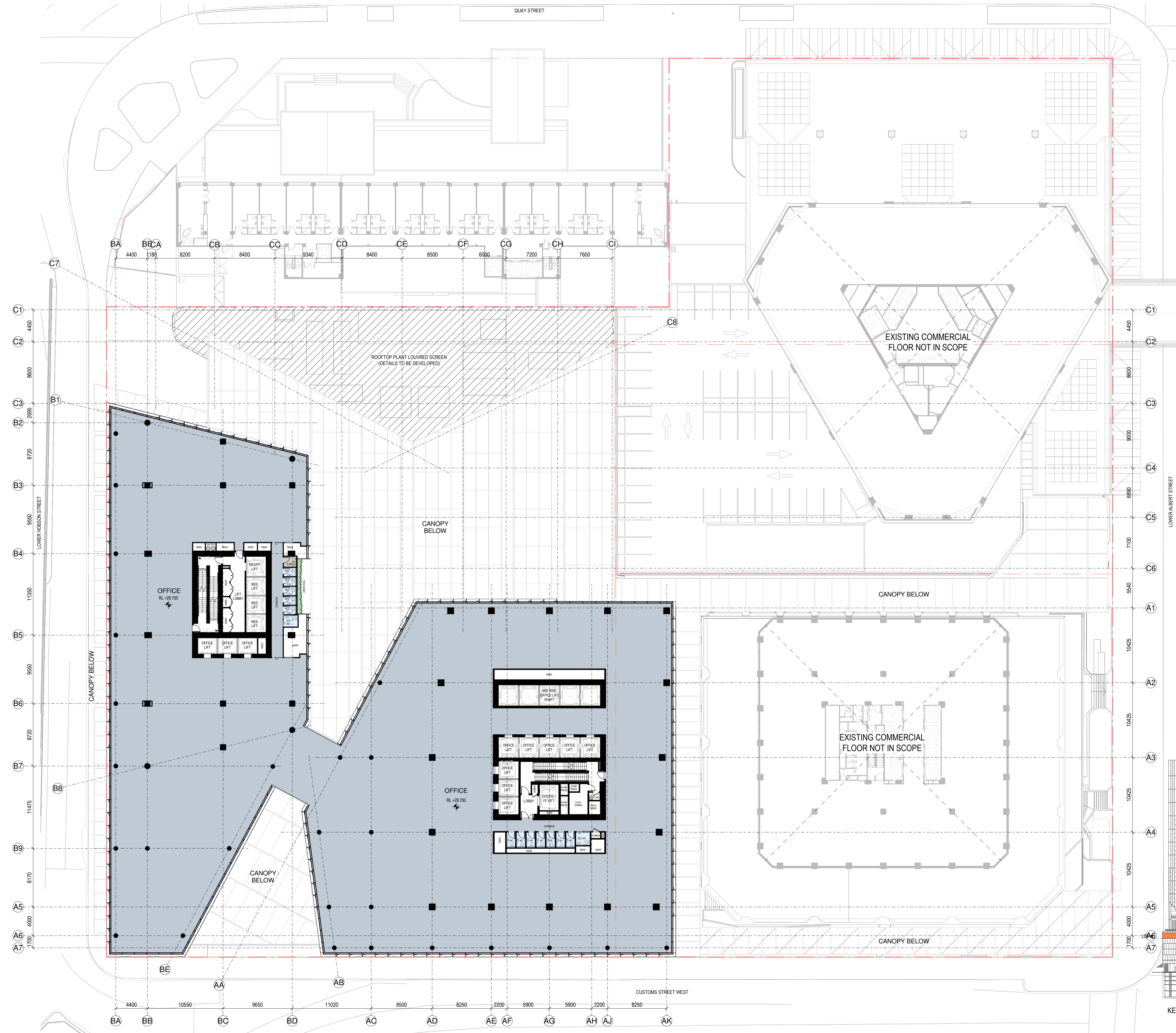
Drawing No

RC10-0017

Revision

(F)

WARREN AND MAHONEY



KEY PLAN - SOUTH ELEVATION

QUAY STREET

SPACE LEGEND - BASEMENT/PODIUM

- BACK OF HOUSE
- CAR PARK
- END OF TRIP FACILITIES
- OFFICE
- PLANT
- PUBLIC SPACE
- RESIDENTIAL AMENITY
- RETAIL - FOOD & BEVERAGE
- TOILET FACILITIES

All dimension to be verified on site before producing shop drawings or commencing any work. Do not scale. The copyright of this drawing remains with Warren and Mahoney Architects New Zealand Ltd.

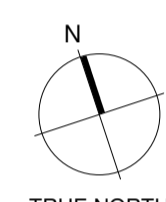
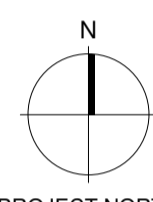
Revisions

- A 02/05/24 REFERENCE DESIGN
- B 07/06/24 DRAFT RC ISSUE
- C 01/07/24 DRAFT RC ISSUE
- D 22/07/24 DRAFT RC ISSUE
- E 22/07/24 RC ISSUE
- F 09/12/24 DESIGN UPDATE RC RFI 1

Notes

COMMERCIAL IN CONFIDENCE

1. SERVICES EQUIPMENT LAYOUTS ARE INDICATIVE ONLY AND SUBJECT TO FINAL CONFIRMATION - TO BE DEVELOPED/ CONFIRMED.
2. PLACEMENT AND HEIGHTS OF SERVICES TERMINATIONS, MAN SAFE EQUIPMENT, ACCESS EQUIPMENT AND CLEANING/MAINTENANCE EQUIPMENT (NOT CURRENTLY SHOWN) - TO BE DEVELOPED/ CONFIRMED.
3. FINAL PLACEMENT AND HEIGHT OF LIFT COVERS - TO BE DEVELOPED/ CONFIRMED.
4. NEW STRUCTURE SIZES AND LAYOUT ARE INDICATIVE ONLY AND SUBJECT TO FINAL STRUCTURAL DESIGN CONFIRMATION - TO BE DEVELOPED/ CONFIRMED.
5. CHANGES REQUIRED TO EXISTING BUILDING STRUCTURE TO SUIT THE FINAL DESIGN ARE INDICATIVE - TO BE DEVELOPED/ CONFIRMED.



Consultants

- RCP Project Manager
- RLB Quantity Surveyor
- HOLMES Structural Engineer
- MOTT MAC DONALD Services Engineer
- CROSSFIRE Fire Engineer
- TONKIN + TAYLOR Civil Engineer
- FLOW Traffic Engineer

Client



Warren and Mahoney Architects New Zealand Ltd

Ground Floor, Mason Bros.  
139 Pakenham Street West  
Wynyard Quarter  
Auckland 1010  
New Zealand  
Phone + 64 9 309 4894

Registered Architects and Designers  
www.warrenandmahoney.com

Project Title

DOWNTOWN WEST

2 LOWER HOBSON STREET,  
AUCKLAND CBD, AUCKLAND 1010

Drawing Title

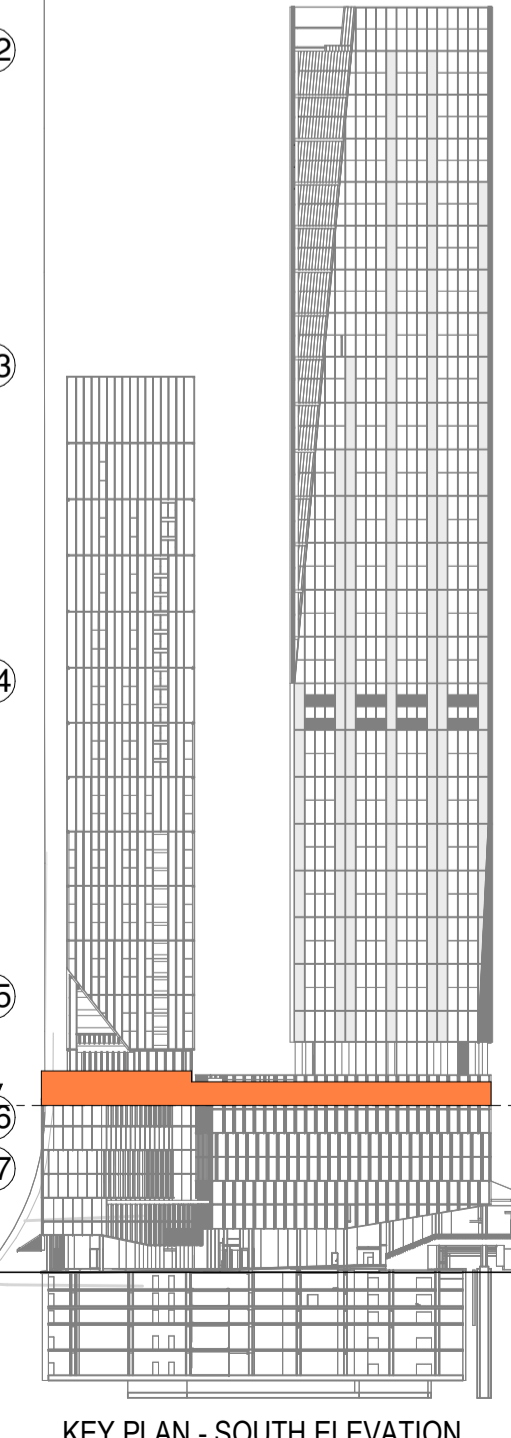
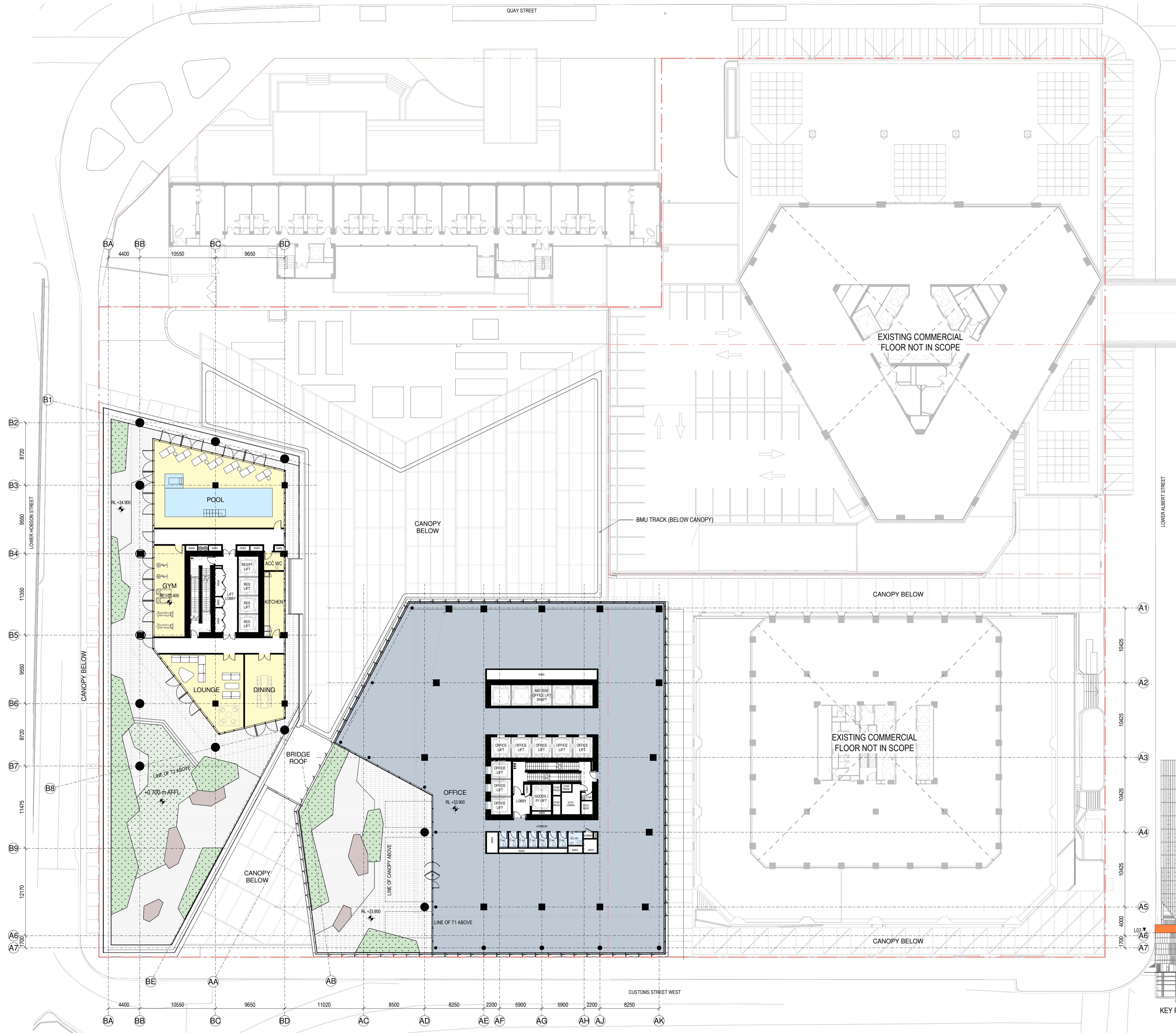
GENERAL ARRANGEMENT - LEVEL 07

Drawing Status  
RESOURCE CONSENT  
ISSUE

Drawing Details  
Scale 1 : 250@ A1  
Date 09/12/24  
Job No 9234  
Drawn WAM  
Checked WAM

Drawing No RC10-0018  
Revision (F)

WARREN AND MAHONEY



KEY PLAN - SOUTH ELEVATION

All dimension to be verified on site before producing shop drawings or commencing any work. Do not scale. The copyright of this drawing remains with Warren and Mahoney Architects New Zealand Ltd.

**SPACE LEGEND - BASEMENT/PODIUM**

- BACK OF HOUSE
- CAR PARK
- END OF TRIP FACILITIES
- OFFICE
- PLANT
- PUBLIC SPACE
- RESIDENTIAL AMENITY
- RETAIL - FOOD & BEVERAGE
- TOILET FACILITIES

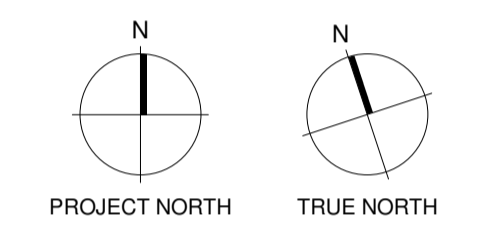
**Revisions**

- A 07/06/24 DRAFT RC ISSUE
- B 01/07/24 DRAFT RC ISSUE
- C 22/07/24 DRAFT RC ISSUE
- D 22/07/24 RC ISSUE
- E 09/12/24 DESIGN UPDATE RC RFI 1

**Notes**

**COMMERCIAL IN CONFIDENCE**

1. SERVICES EQUIPMENT LAYOUTS ARE INDICATIVE ONLY AND SUBJECT TO FINAL CONFIRMATION - TO BE DEVELOPED/ CONFIRMED.
2. PLACEMENT AND HEIGHTS OF SERVICES TERMINATIONS, MAN SAFE EQUIPMENT, ACCESS EQUIPMENT AND CLEANING/MAINTENANCE EQUIPMENT (NOT CURRENTLY SHOWN) - TO BE DEVELOPED/ CONFIRMED.
3. FINAL PLACEMENT AND HEIGHT OF LIFT COVERS - TO BE DEVELOPED/ CONFIRMED.
4. NEW STRUCTURE SIZES AND LAYOUT ARE INDICATIVE ONLY AND SUBJECT TO FINAL STRUCTURAL DESIGN CONFIRMATION - TO BE DEVELOPED/ CONFIRMED.
5. CHANGES REQUIRED TO EXISTING BUILDING STRUCTURE TO SUIT THE FINAL DESIGN ARE INDICATIVE - TO BE DEVELOPED/ CONFIRMED.



- Consultants**
- RCP Project Manager
  - RLB Quantity Surveyor
  - HOLMES Structural Engineer
  - MOTT MAC DONALD Services Engineer
  - CROSSFIRE Fire Engineer
  - TONKIN + TAYLOR Civil Engineer
  - FLOW Traffic Engineer
- Client**



**Warren and Mahoney Architects New Zealand Ltd**

Ground Floor, Mason Bros.  
139 Pakenham Street West  
Wynyard Quarter  
Auckland 1010  
New Zealand  
Phone + 64 9 309 4894

Registered Architects and Designers  
www.warrenandmahoney.com

**Project Title**

**DOWNTOWN WEST**

2 LOWER HOBSON STREET,  
AUCKLAND CBD, AUCKLAND 1010

**Drawing Title**

**GENERAL ARRANGEMENT - T1-L08 & T2-L07M**

**Drawing Status**

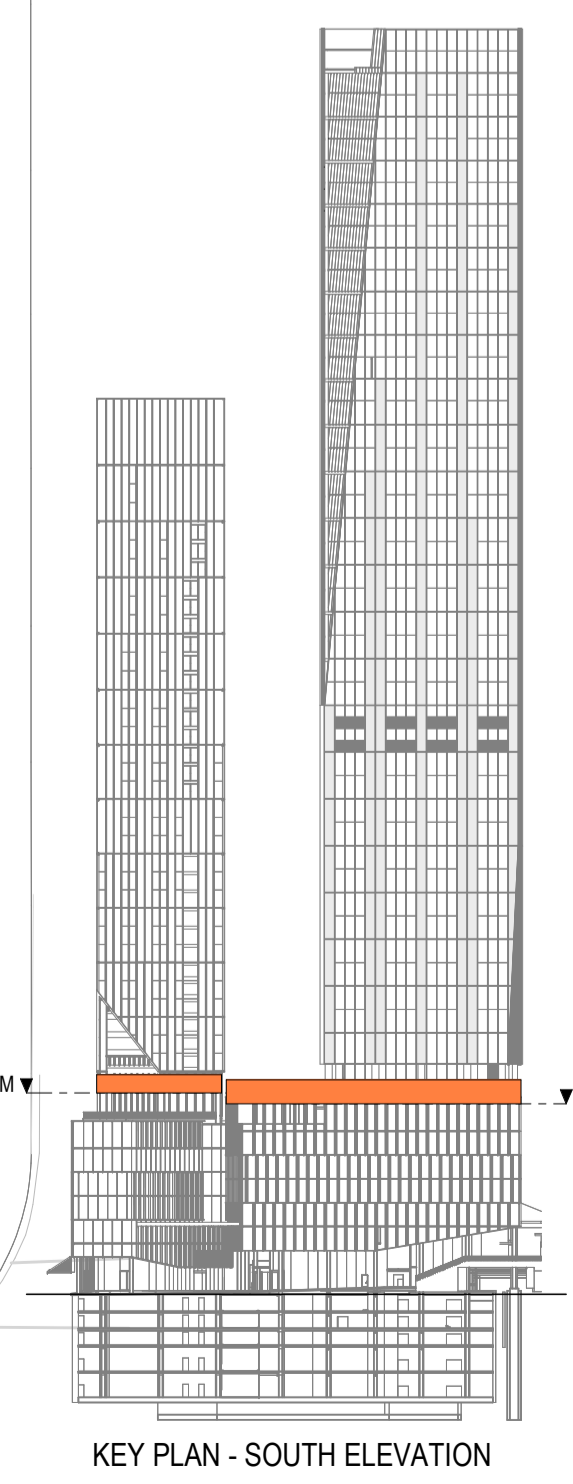
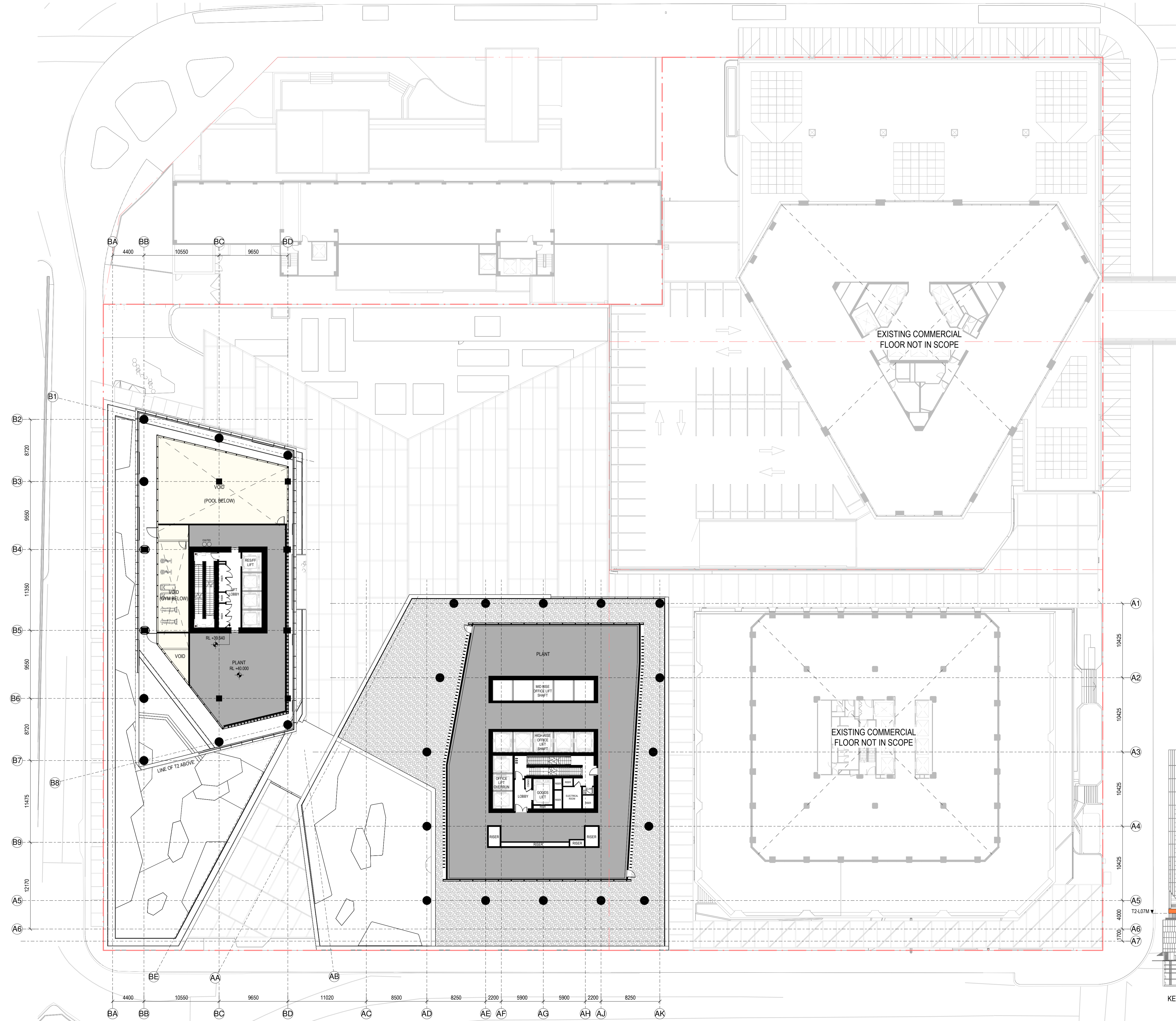
**RESOURCE CONSENT ISSUE**

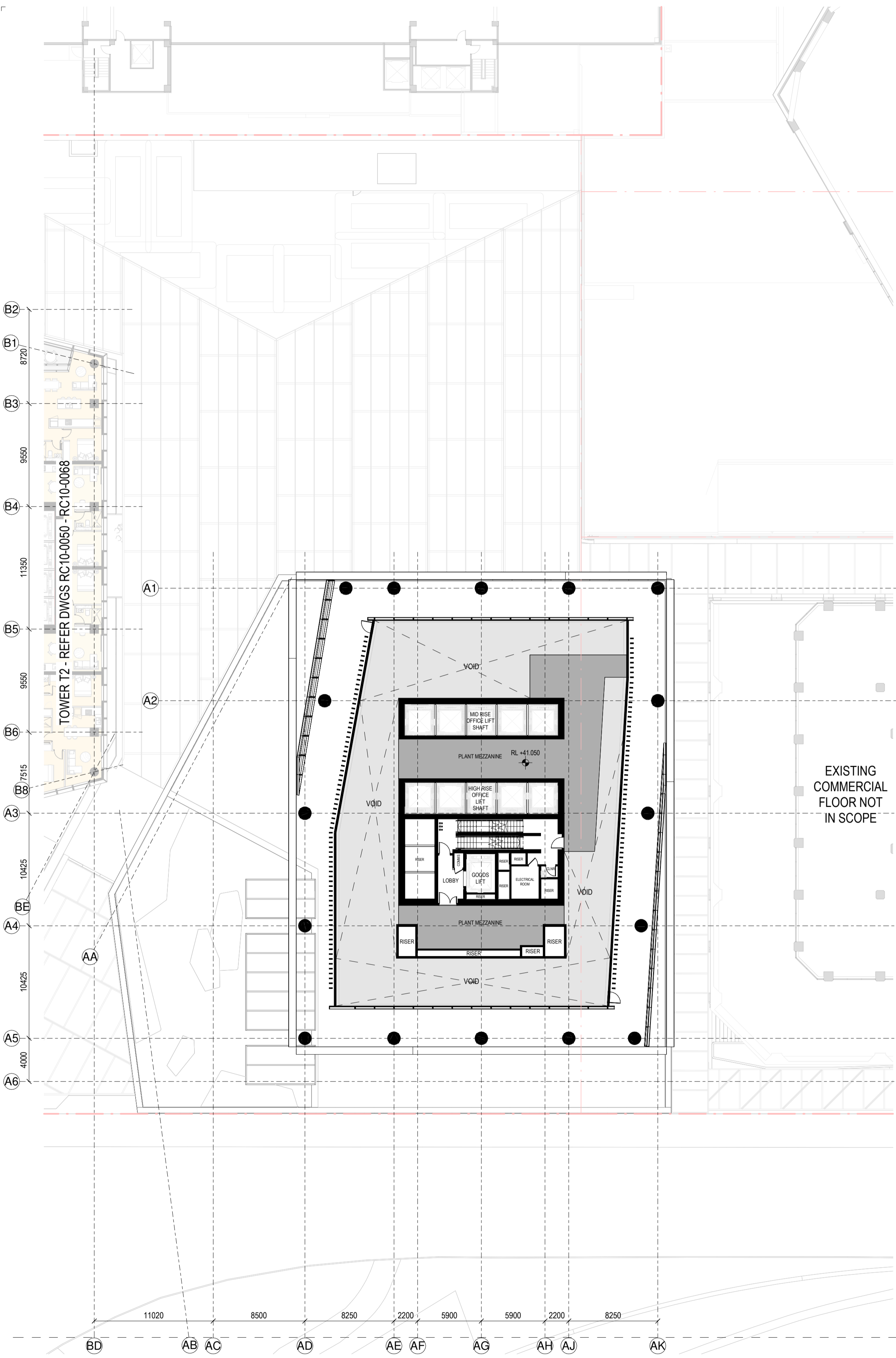
**Drawing Details**

Scale	1 : 250@ A1
Date	09/12/24
Job No	9234
Drawn	WAM
Checked	WAM

<b>Drawing No</b>	<b>Revision</b>
RC10-0019	E

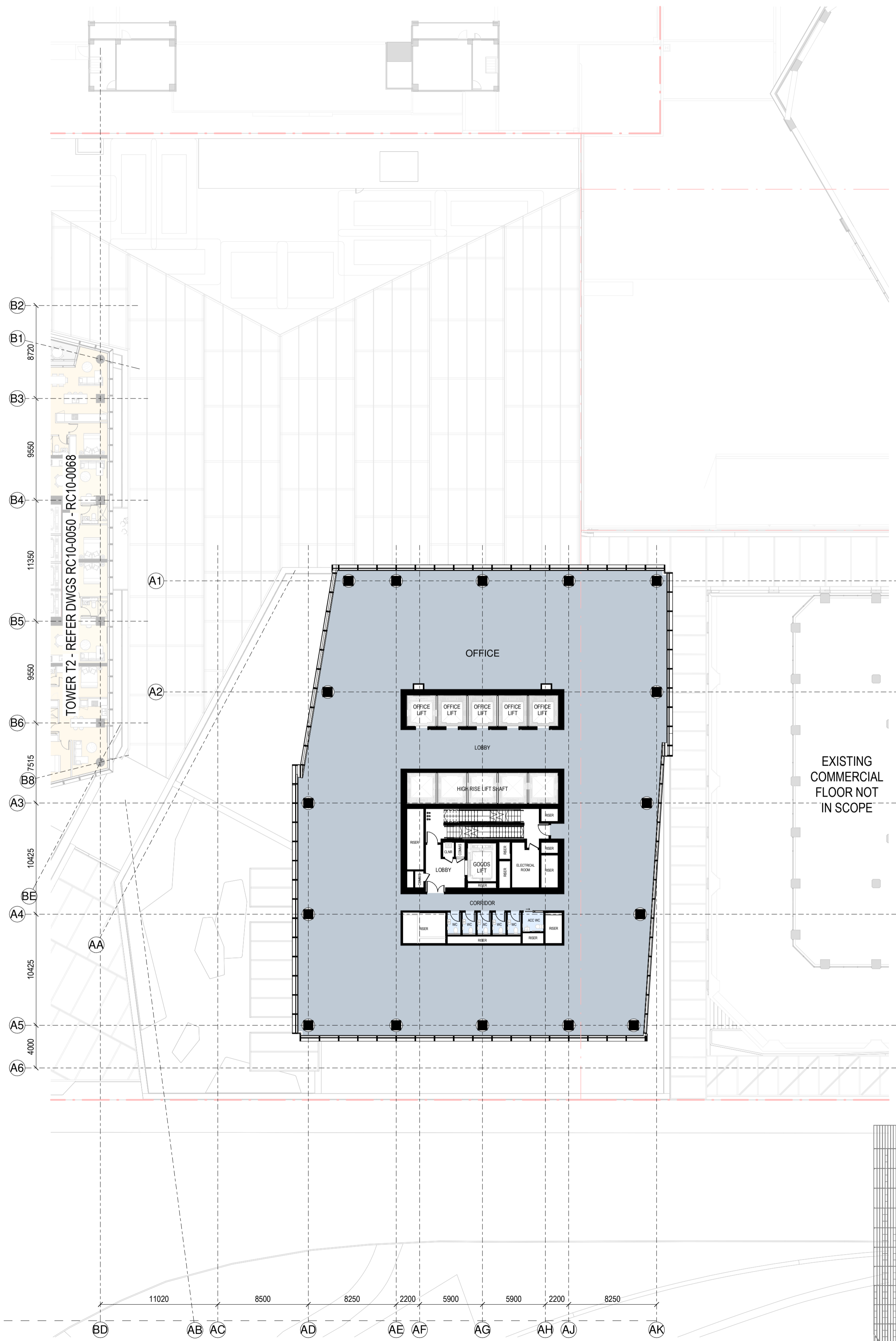
**WARREN AND MAHONEY**





RC GENERAL ARRANGEMENT PLAN - T1-L-08M

1:250



RC GENERAL ARRANGEMENT PLAN - T1-L-09

1:250

**SPACE LEGEND - BASEMENT/PODIUM**

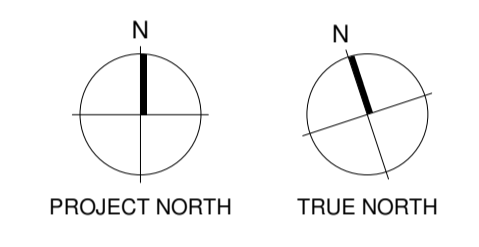
[Symbol]	BACK OF HOUSE
[Symbol]	CAR PARK
[Symbol]	END OF TRIP FACILITIES
[Symbol]	OFFICE
[Symbol]	PLANT
[Symbol]	PUBLIC SPACE
[Symbol]	RESIDENTIAL AMENITY
[Symbol]	RETAIL - FOOD & BEVERAGE
[Symbol]	TOILET FACILITIES

All dimension to be verified on site before producing shop drawings or commencing any work. Do not scale. The copyright of this drawing remains with Warren and Mahoney Architects New Zealand Ltd.

**Revisions**

A	07/06/24	DRAFT RC ISSUE
B	01/07/24	DRAFT RC ISSUE
C	22/07/24	DRAFT RC ISSUE
D	22/07/24	RC ISSUE
E	09/12/24	DESIGN UPDATE RC RFI 1

- Notes**
- COMMERCIAL IN CONFIDENCE**
- SERVICES EQUIPMENT LAYOUTS ARE INDICATIVE ONLY AND SUBJECT TO FINAL CONFIRMATION - TO BE DEVELOPED/ CONFIRMED.
  - PLACEMENT AND HEIGHTS OF SERVICES TERMINATIONS, MAN SAFE EQUIPMENT, ACCESS EQUIPMENT AND CLEANING/MAINTENANCE EQUIPMENT (NOT CURRENTLY SHOWN) - TO BE DEVELOPED/ CONFIRMED.
  - FINAL PLACEMENT AND HEIGHT OF LIFT OVERRINS - TO BE DEVELOPED/ CONFIRMED.
  - NEW STRUCTURE SIZES AND LAYOUT ARE INDICATIVE ONLY AND SUBJECT TO FINAL STRUCTURAL DESIGN CONFIRMATION - TO BE DEVELOPED/ CONFIRMED.
  - CHANGES REQUIRED TO EXISTING BUILDING STRUCTURE TO SUIT THE FINAL DESIGN ARE INDICATIVE - TO BE DEVELOPED/ CONFIRMED.



- Consultants**
- RCP Project Manager
  - RLB Quantity Surveyor
  - HOLMES Structural Engineer
  - MOTT MAC DONALD Services Engineer
  - CROSSFIRE Fire Engineer
  - TOKIN + TAYLOR Civil Engineer
  - FLOW Traffic Engineer
- Client**
- Precinct**  
PROPERTIES NEW ZEALAND

**Warren and Mahoney Architects New Zealand Ltd**

Ground Floor, Mason Bros.  
139 Pakenham Street West  
Wynyard Quarter  
Auckland 1010  
New Zealand  
Phone + 64 9 309 4894

Registered Architects and Designers  
www.warrenandmahoney.com

**Project Title**

**DOWNTOWN WEST**

2 LOWER HOBSON STREET,  
AUCKLAND CBD, AUCKLAND 1010

**Drawing Title**

**GENERAL ARRANGEMENT - T1-L08M & T1-L09**

**Drawing Status**

**RESOURCE CONSENT ISSUE**

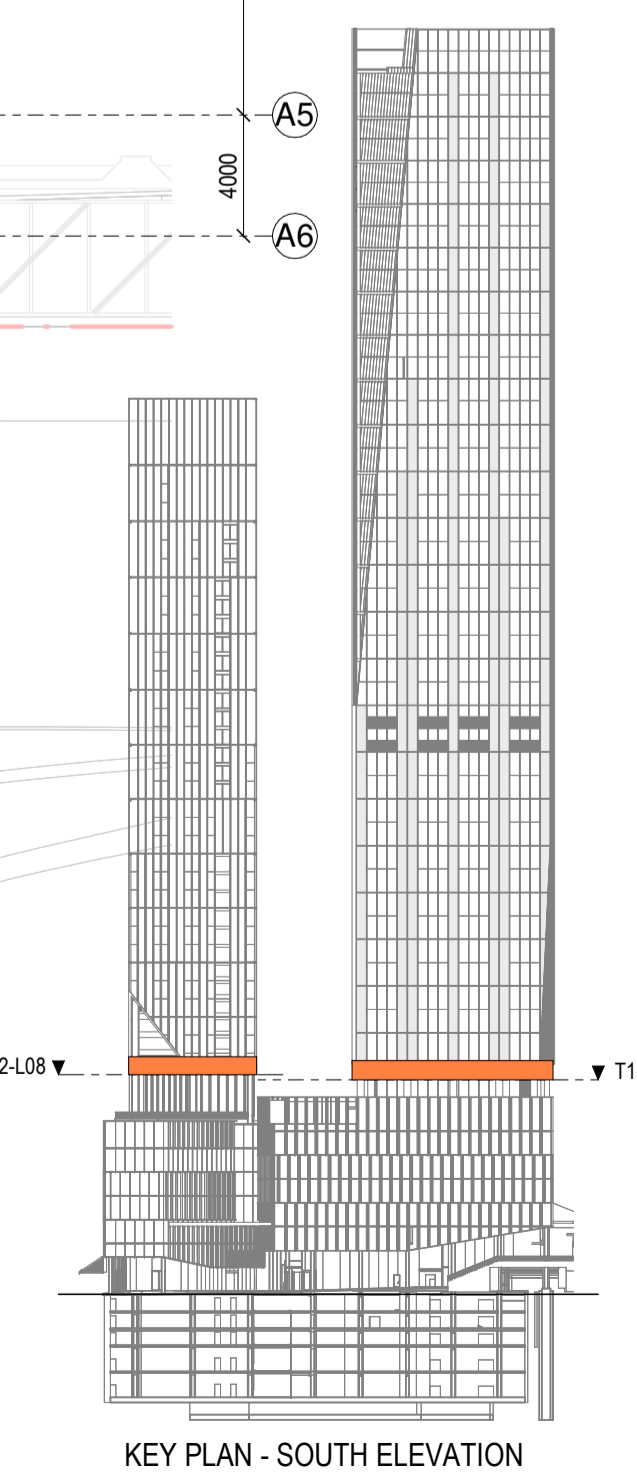
**Drawing Details**

Scale	1 : 250@ A1
Date	09/12/24
Job No	9234
Drawn	WAM
Checked	WAM

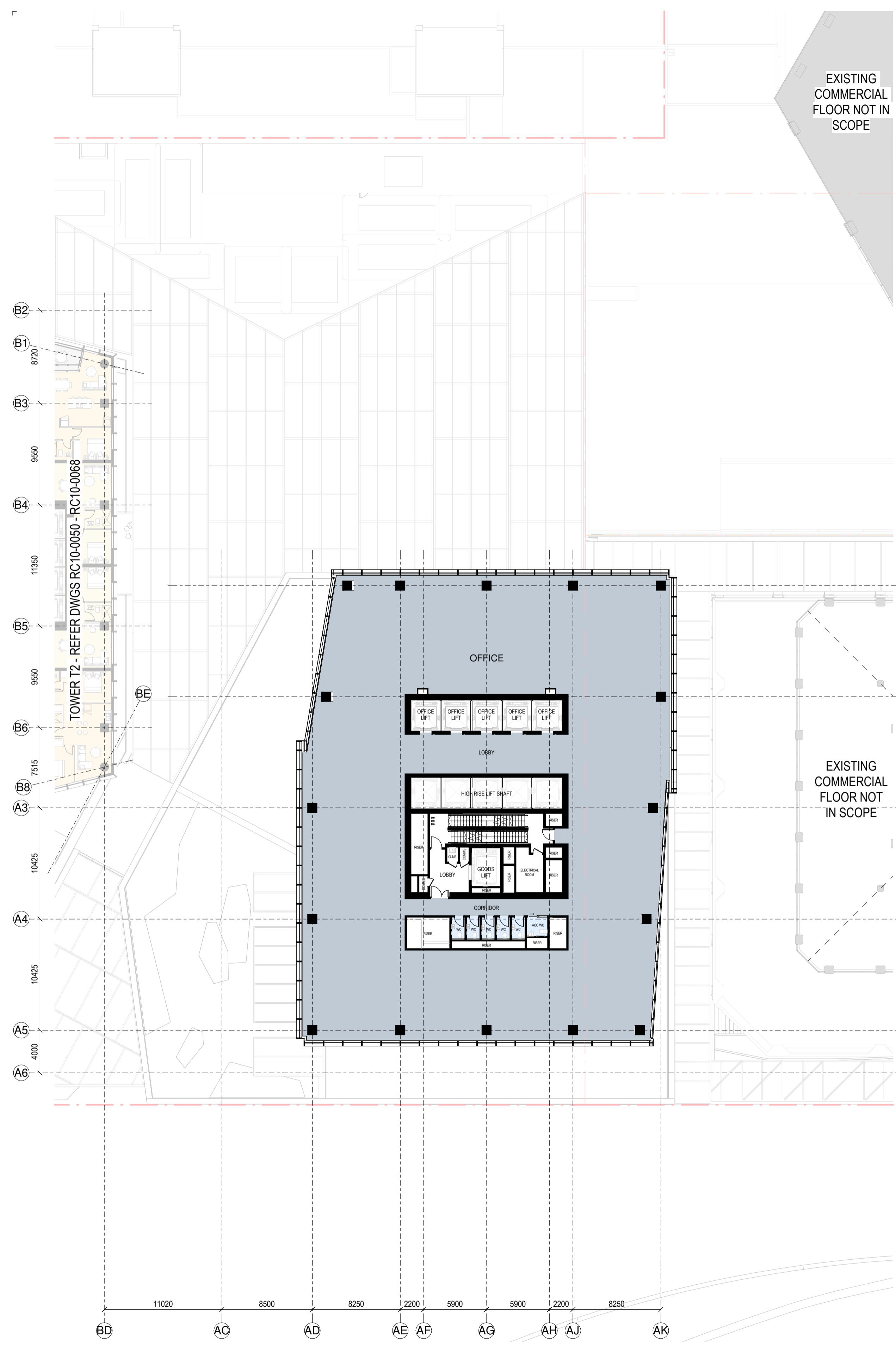
**Drawing No** RC10-0020

**Revision** (E)

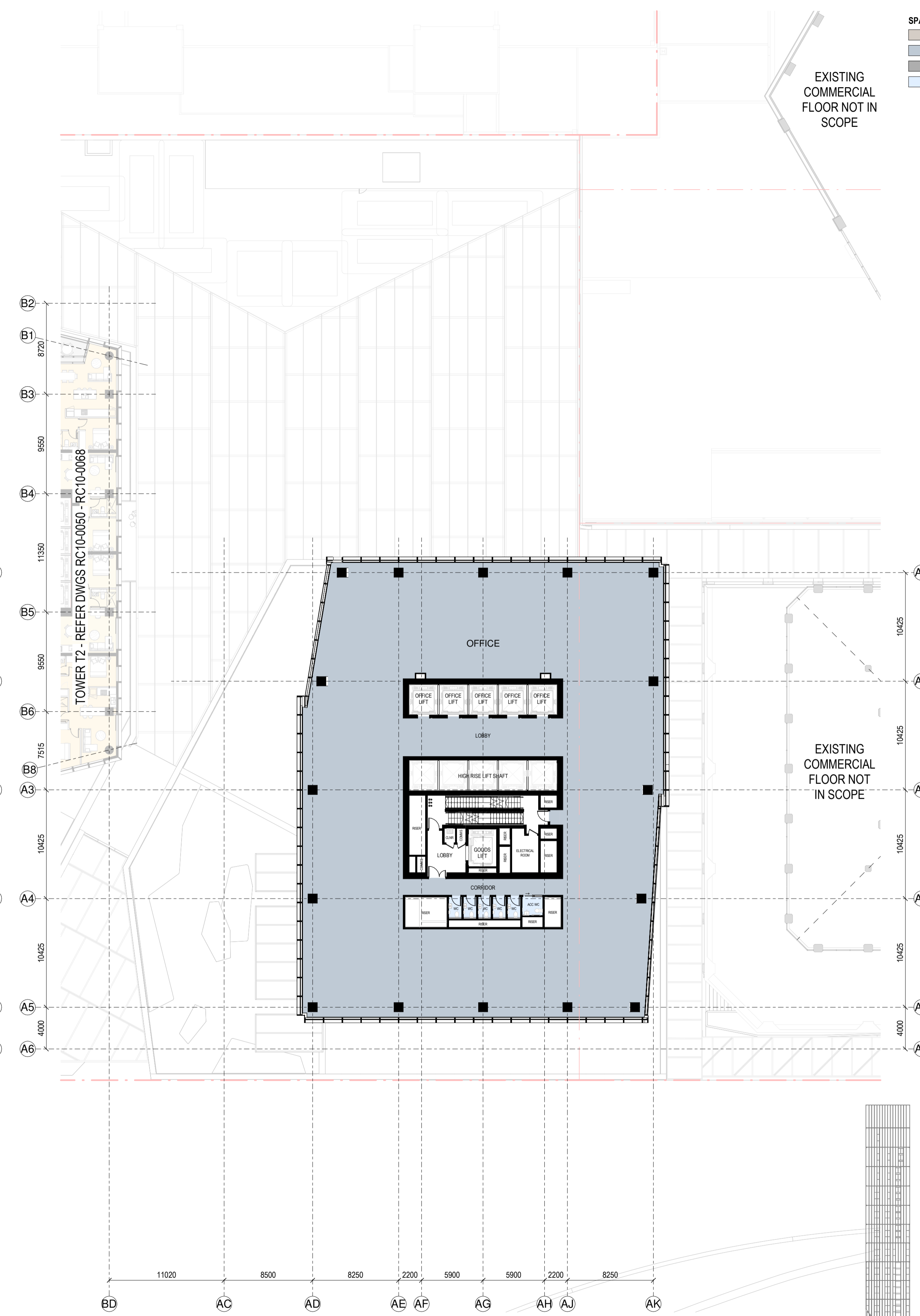
**WARREN AND MAHONEY**



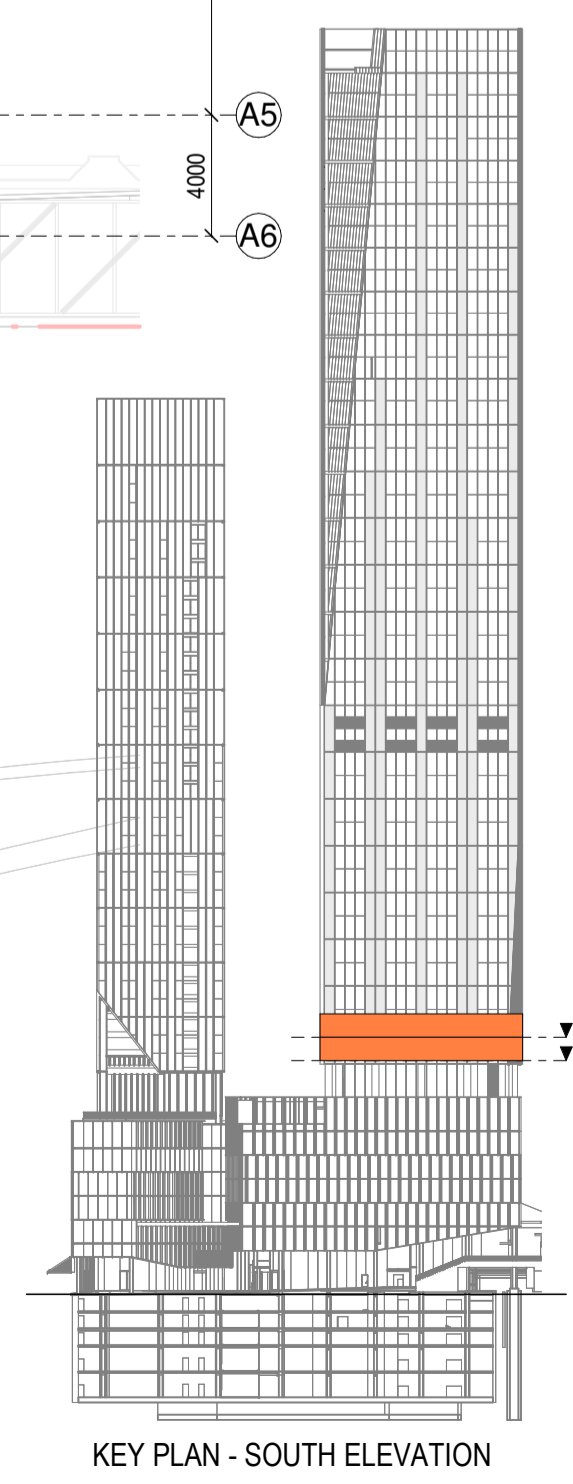
KEY PLAN - SOUTH ELEVATION



RC GENERAL ARRANGEMENT PLAN - T1-L-10  
1:250



RC GENERAL ARRANGEMENT PLAN - T1-L-11  
1:250



**SPACE LEGEND - OFFICE**

- BACK OF HOUSE
- OFFICE
- PLANT
- TOILET FACILITIES

All dimension to be verified on site before producing shop drawings or commencing any work. Do not scale. The copyright of this drawing remains with Warren and Mahoney Architects New Zealand Ltd.

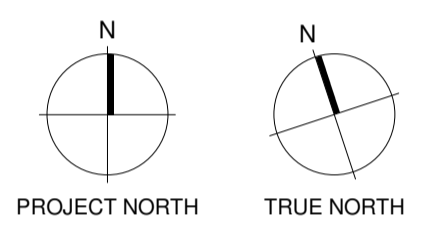
**Revisions**

- A 07/06/24 DRAFT RC ISSUE
- B 01/07/24 DRAFT RC ISSUE
- C 22/07/24 DRAFT RC ISSUE
- D 22/07/24 RC ISSUE
- E 09/12/24 DESIGN UPDATE RC RFI 1

**Notes**

**COMMERCIAL IN CONFIDENCE**

- SERVICES EQUIPMENT LOCATION/LAYOUT IS INDICATIVE ONLY AND SUBJECT TO FINAL CONFIRMATION - TO BE DEVELOPED/ CONFIRMED.
- FINAL ARRANGEMENT/LOCATION OF LIFTS - TO BE DEVELOPED/ CONFIRMED.
- IT IS ASSUMED THAT CENTRAL AIR STRATEGY IS REMOVED FROM LEVELS 08-29. INTAKE AIR AND EXTRACT AIR TO BALCONIES



**Consultants**

- RCP Project Manager
- RLB Quantity Surveyor
- HOLMES Structural Engineer
- MOTT MAC DONALD Services Engineer
- CROSSFIRE Fire Engineer
- TONKIN + TAYLOR Civil Engineer
- FLOW Traffic Engineer

**Client**



**Warren and Mahoney Architects New Zealand Ltd**

Ground Floor, Mason Bros.  
139 Pakenham Street West  
Wynyard Quarter  
Auckland 1010  
New Zealand  
Phone + 64 9 309 4894

Registered Architects and Designers  
www.warrenandmahoney.com

**Project Title**

**DOWNTOWN WEST**

2 LOWER HOBSON STREET,  
AUCKLAND CBD, AUCKLAND 1010

**Drawing Title**

**GENERAL ARRANGEMENT - T1 L10 & L11**

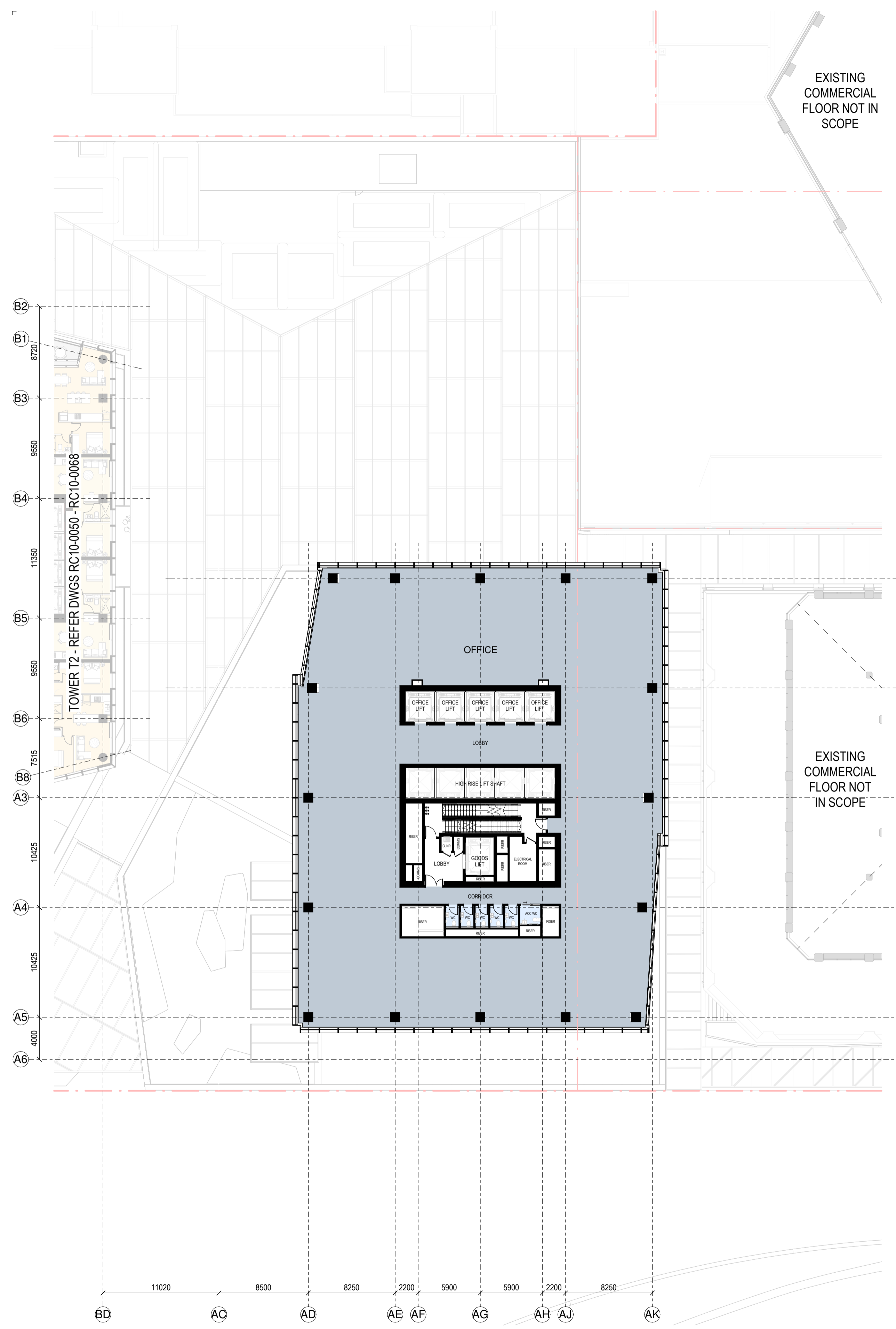
**Drawing Status**

**RESOURCE CONSENT ISSUE**

**Drawing Details**

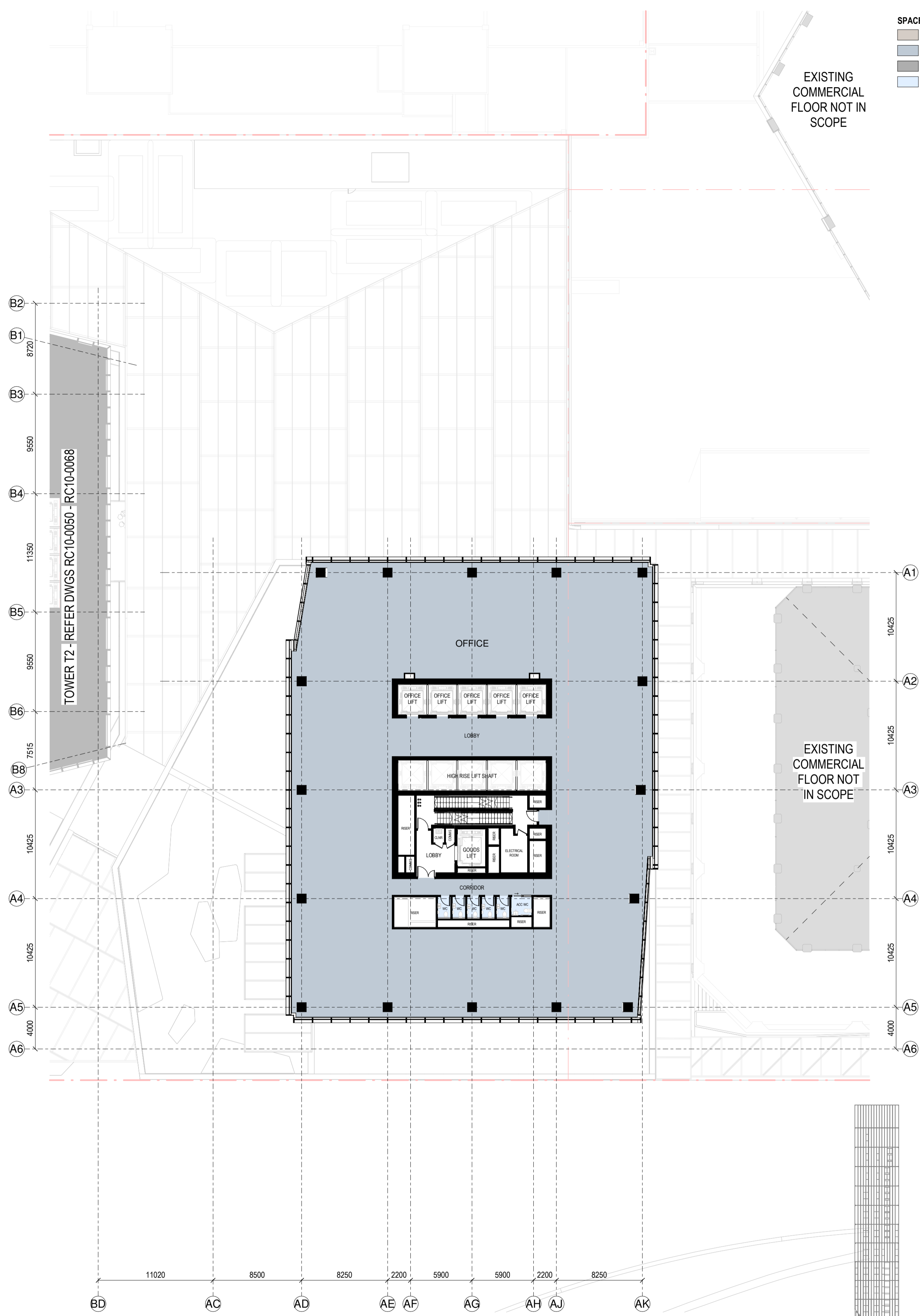
Scale	1 : 250@ A1
Date	09/12/24
Job No	9234
Drawn	WAM
Checked	WAM
<b>Drawing No</b>	<b>Revision</b>
RC10-0021	(E)

**WARREN AND MAHONEY**



RC GENERAL ARRANGEMENT PLAN - T1-L-12

1:250



RC GENERAL ARRANGEMENT PLAN - T1-L-13

1:250

**SPACE LEGEND - OFFICE**

[Light Blue Box]	BACK OF HOUSE
[Medium Blue Box]	OFFICE
[Dark Blue Box]	PLANT
[Lightest Blue Box]	TOILET FACILITIES

All dimension to be verified on site before producing shop drawings or commencing any work. Do not scale. The copyright of this drawing remains with Warren and Mahoney Architects New Zealand Ltd.

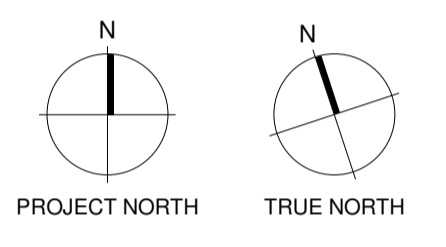
**Revisions**

- A 07/06/24 DRAFT RC ISSUE
- B 01/07/24 DRAFT RC ISSUE
- C 22/07/24 DRAFT RC ISSUE
- D 22/07/24 RC ISSUE
- E 09/12/24 DESIGN UPDATE RC RFI 1

**Notes**

**COMMERCIAL IN CONFIDENCE**

- SERVICES EQUIPMENT LOCATION/LAYOUT IS INDICATIVE ONLY AND SUBJECT TO FINAL CONFIRMATION - TO BE DEVELOPED/ CONFIRMED.
- FINAL ARRANGEMENT/LOCATION OF LIFTS - TO BE DEVELOPED/ CONFIRMED.
- IT IS ASSUMED THAT CENTRAL AIR STRATEGY IS REMOVED FROM LEVELS 08-29. INTAKE AIR AND EXTRACT AIR TO BALCONIES



- Consultants**
- RCP Project Manager
  - RLB Quantity Surveyor
  - HOLMES Structural Engineer
  - MOTT MAC DONALD Services Engineer
  - CROSSFIRE Fire Engineer
  - TONKIN + TAYLOR Civil Engineer
  - FLOW Traffic Engineer



**Warren and Mahoney Architects New Zealand Ltd**

Ground Floor, Mason Bros.  
139 Pakenham Street West  
Wynyard Quarter  
Auckland 1010  
New Zealand  
Phone + 64 9 309 4894

Registered Architects and Designers  
www.warrenandmahoney.com

**Project Title**

**DOWNTOWN WEST**

2 LOWER HOBSON STREET,  
AUCKLAND CBD, AUCKLAND 1010

**Drawing Title**

**GENERAL ARRANGEMENT - T1 L12 & L13**

**Drawing Status**

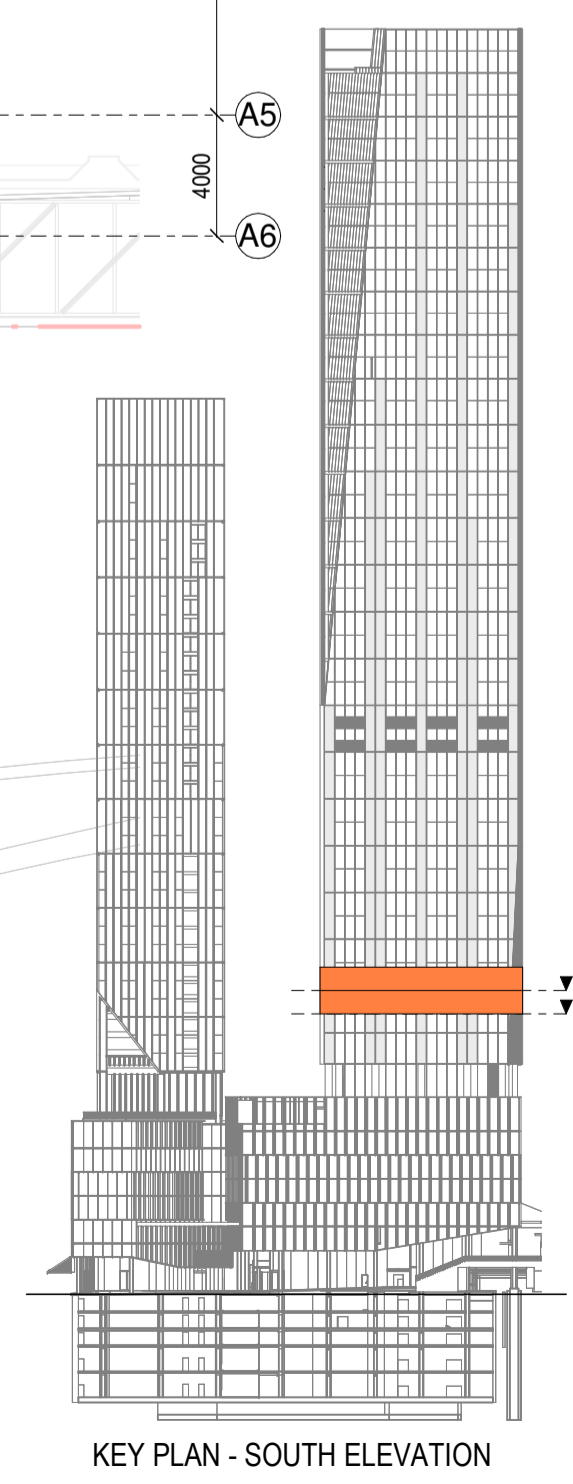
**RESOURCE CONSENT ISSUE**

**Drawing Details**

Scale	1 : 250@ A1
Date	09/12/24
Job No	9234
Drawn	WAM
Checked	WAM

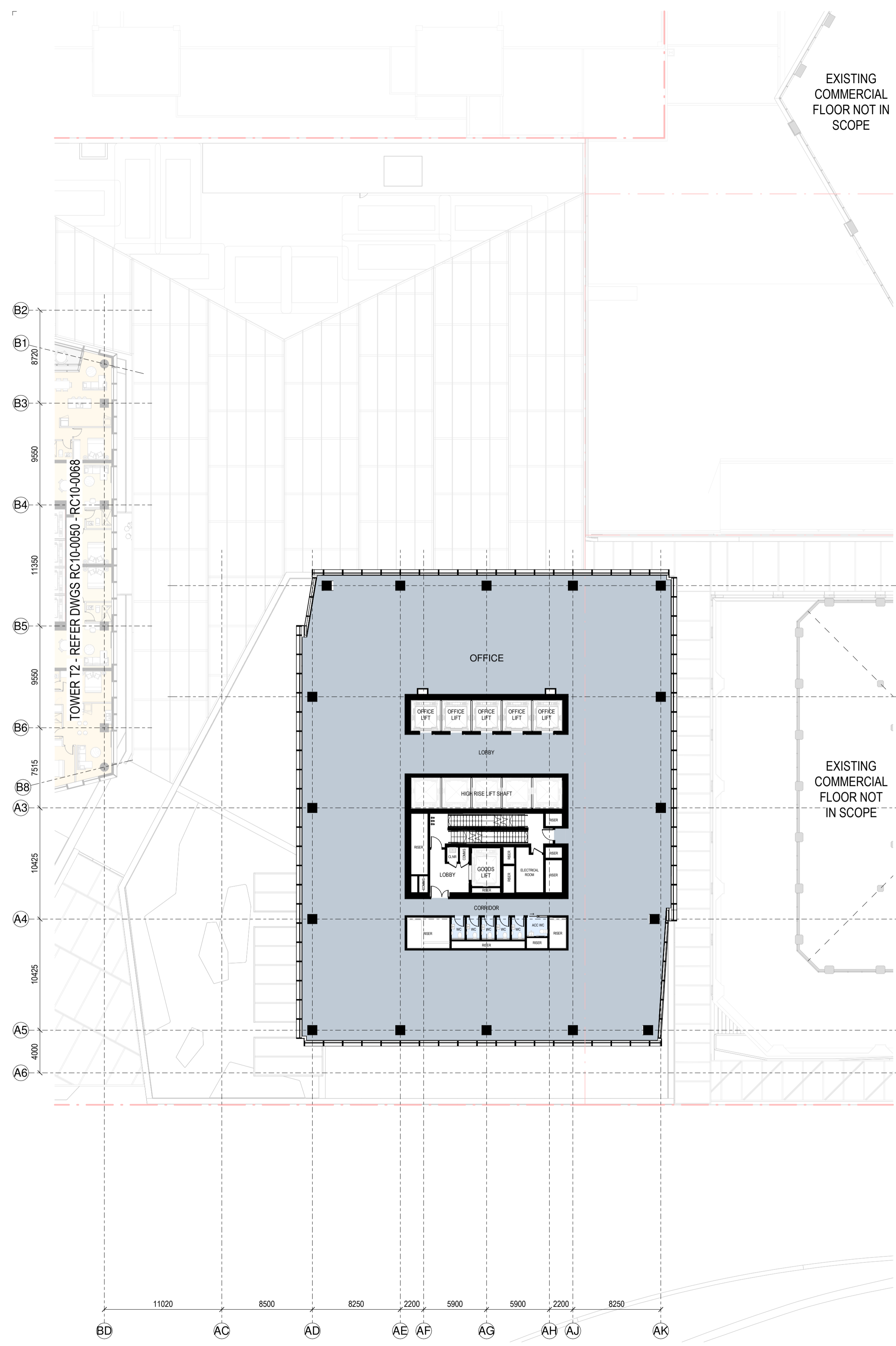
<b>Drawing No</b>	<b>Revision</b>
RC10-0022	(E)

**WARREN AND MAHONEY**



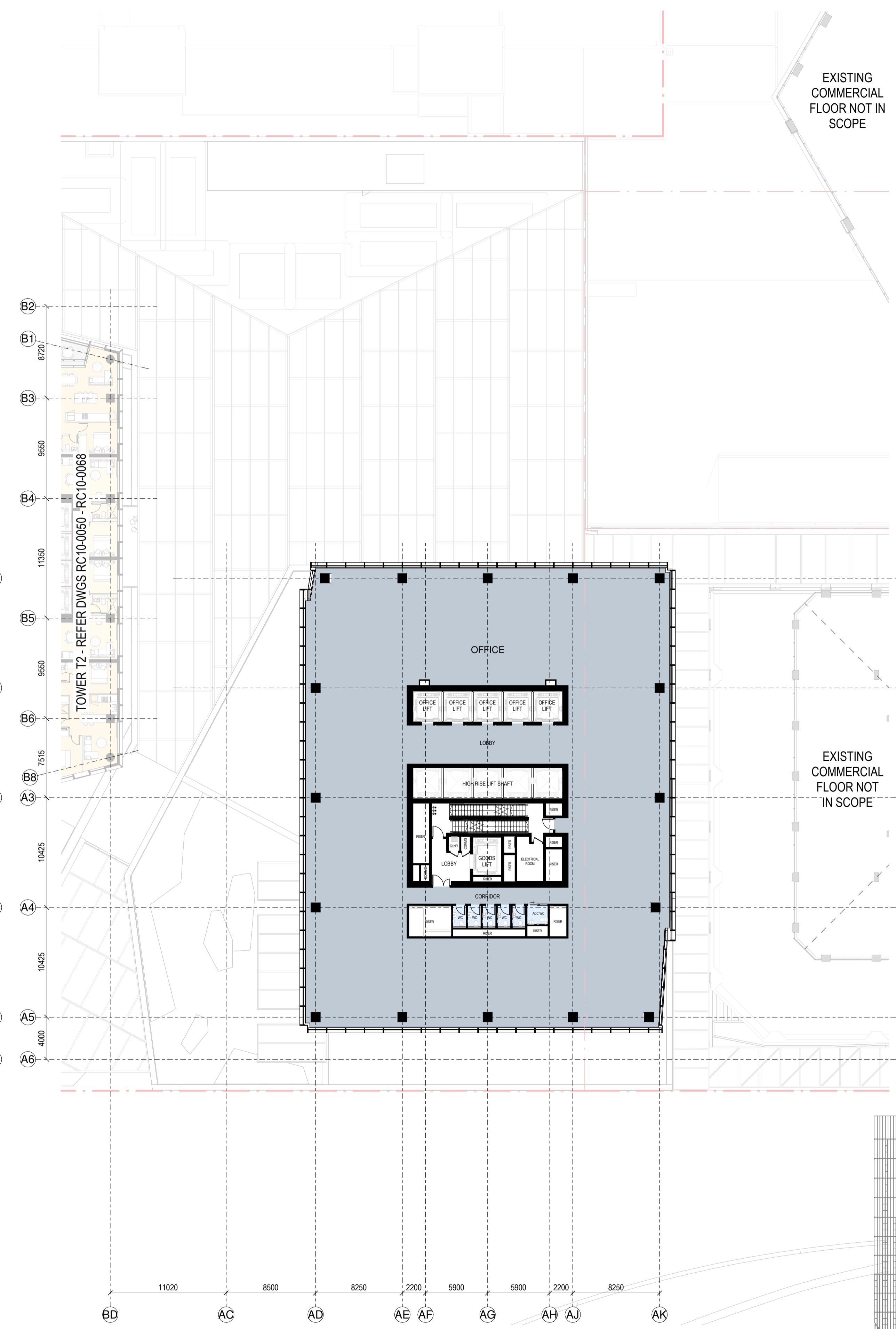
KEY PLAN - SOUTH ELEVATION





RC GENERAL ARRANGEMENT PLAN - T1-L-14

1 : 250



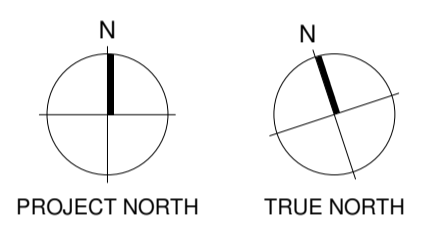
RC GENERAL ARRANGEMENT PLAN - T1-L-15

1 : 250

**SPACE LEGEND - OFFICE**  
 BACK OF HOUSE  
 OFFICE  
 PLANT  
 TOILET FACILITIES

All dimension to be verified on site before producing shop drawings or commencing any work. Do not scale. The copyright of this drawing remains with Warren and Mahoney Architects New Zealand Ltd.  
**Revisions**  
 A 07/06/24 DRAFT RC ISSUE  
 B 01/07/24 DRAFT RC ISSUE  
 C 22/07/24 DRAFT RC ISSUE  
 D 22/07/24 RC ISSUE  
 E 09/12/24 DESIGN UPDATE RC RFI 1

**Notes**  
**COMMERCIAL IN CONFIDENCE**  
 1. SERVICES EQUIPMENT LOCATION/LAYOUT IS INDICATIVE ONLY AND SUBJECT TO FINAL CONFIRMATION - TO BE DEVELOPED/ CONFIRMED.  
 2. FINAL ARRANGEMENT/LOCATION OF LIFTS - TO BE DEVELOPED/ CONFIRMED.  
 3. IT IS ASSUMED THAT CENTRAL AIR STRATEGY IS REMOVED FROM LEVELS 08-29. INTAKE AIR AND EXTRACT AIR TO BALCONIES



**Consultants**  
 RCP  
 Project Manager  
 RLB  
 Quantity Surveyor  
 HOLMES  
 Structural Engineer  
 MOTT MAC DONALD  
 Services Engineer  
 CROSSFIRE  
 Fire Engineer  
 TONKIN + TAYLOR  
 Civil Engineer  
 FLOW  
 Traffic Engineer



**Warren and Mahoney Architects New Zealand Ltd**  
 Ground Floor, Mason Bros.  
 139 Pakenham Street West  
 Wynyard Quarter  
 Auckland 1010  
 New Zealand  
 Phone + 64 9 309 4894

Registered Architects and Designers  
 www.warrenandmahoney.com  
**Project Title**  
**DOWNTOWN WEST**

2 LOWER HOBSON STREET,  
 AUCKLAND CBD, AUCKLAND 1010

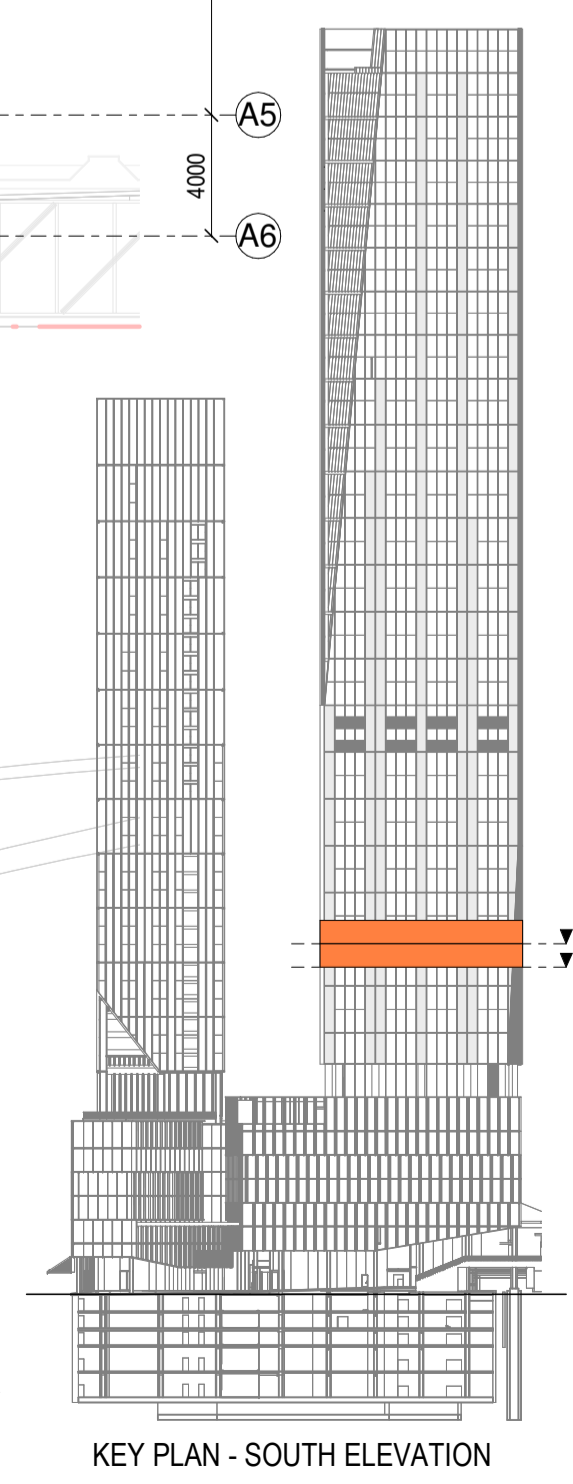
**Drawing Title**  
**GENERAL ARRANGEMENT - T1 L14 & L15**

**Drawing Status**  
**RESOURCE CONSENT ISSUE**


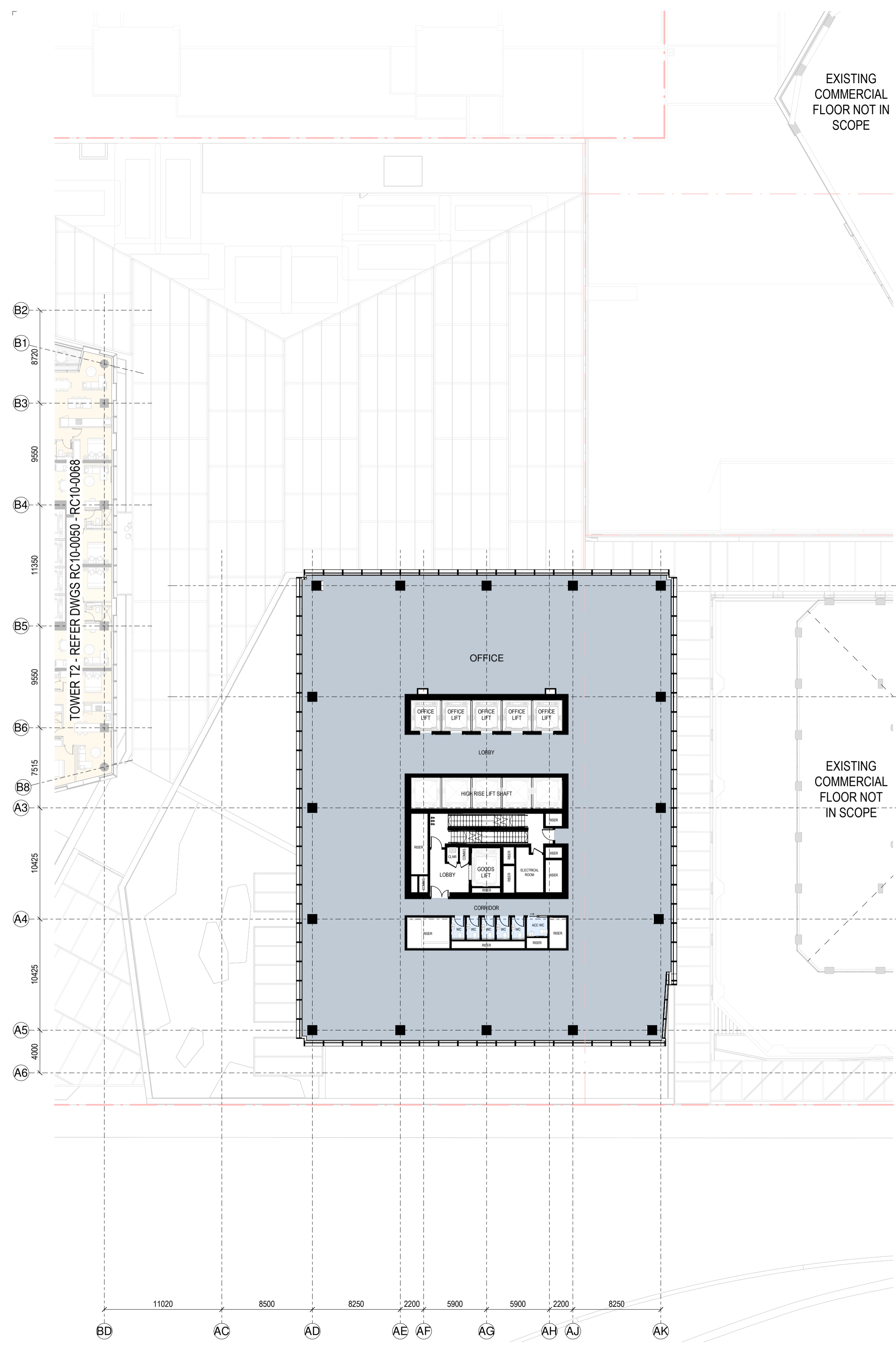
**Drawing Details**  
 Scale 1 : 250@ A1  
 Date 09/12/24  
 Job No 9234  
 Drawn WAM  
 Checked WAM

**Drawing No** RC10-0023  
**Revision** E

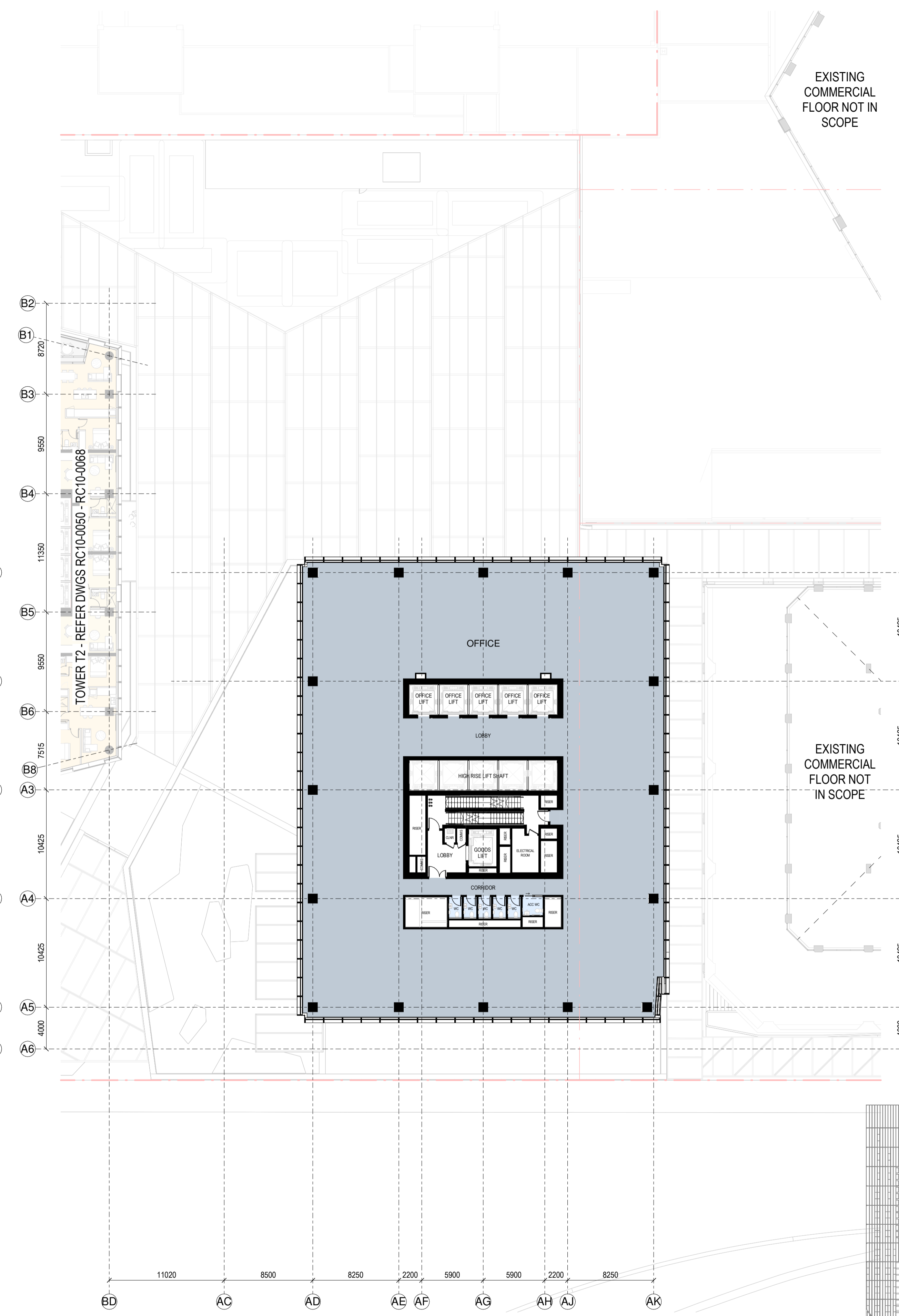
**WARREN AND MAHONEY**



KEY PLAN - SOUTH ELEVATION



RC GENERAL ARRANGEMENT PLAN - T1-L-16  
1:250



RC GENERAL ARRANGEMENT PLAN - T1-L-17  
1:250

**SPACE LEGEND - OFFICE**

- BACK OF HOUSE
- OFFICE
- PLANT
- TOILET FACILITIES

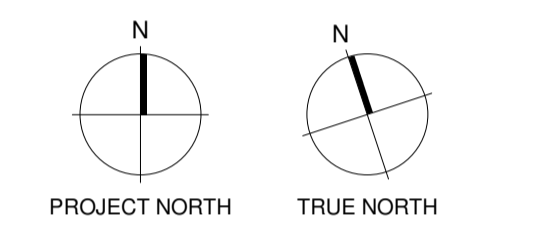
**Revisions**

- A 07/06/24 DRAFT RC ISSUE
- B 01/07/24 DRAFT RC ISSUE
- C 22/07/24 DRAFT RC ISSUE
- D 22/07/24 RC ISSUE
- E 09/12/24 DESIGN UPDATE RC RFI 1

**Notes**

**COMMERCIAL IN CONFIDENCE**

- SERVICES EQUIPMENT LOCATION/LAYOUT IS INDICATIVE ONLY AND SUBJECT TO FINAL CONFIRMATION - TO BE DEVELOPED/ CONFIRMED.
- FINAL ARRANGEMENT/LOCATION OF LIFTS - TO BE DEVELOPED/ CONFIRMED.
- IT IS ASSUMED THAT CENTRAL AIR STRATEGY IS REMOVED FROM LEVELS 08-29. INTAKE AIR AND EXTRACT AIR TO BALCONIES



**Consultants**

- RCP Project Manager
- RLB Quantity Surveyor
- HOLMES Structural Engineer
- MOTT MAC DONALD Services Engineer
- CROSSFIRE Fire Engineer
- TONKIN + TAYLOR Civil Engineer
- FLOW Traffic Engineer

**Client**



**Warren and Mahoney Architects New Zealand Ltd**

Ground Floor, Mason Bros.  
139 Pakenham Street West  
Wynyard Quarter  
Auckland 1010  
New Zealand  
Phone + 64 9 309 4894

Registered Architects and Designers  
www.warrenandmahoney.com

**Project Title**

**DOWNTOWN WEST**

2 LOWER HOBSON STREET,  
AUCKLAND CBD, AUCKLAND 1010

**Drawing Title**

**GENERAL ARRANGEMENT - T1 L16 & L17**

**Drawing Status**

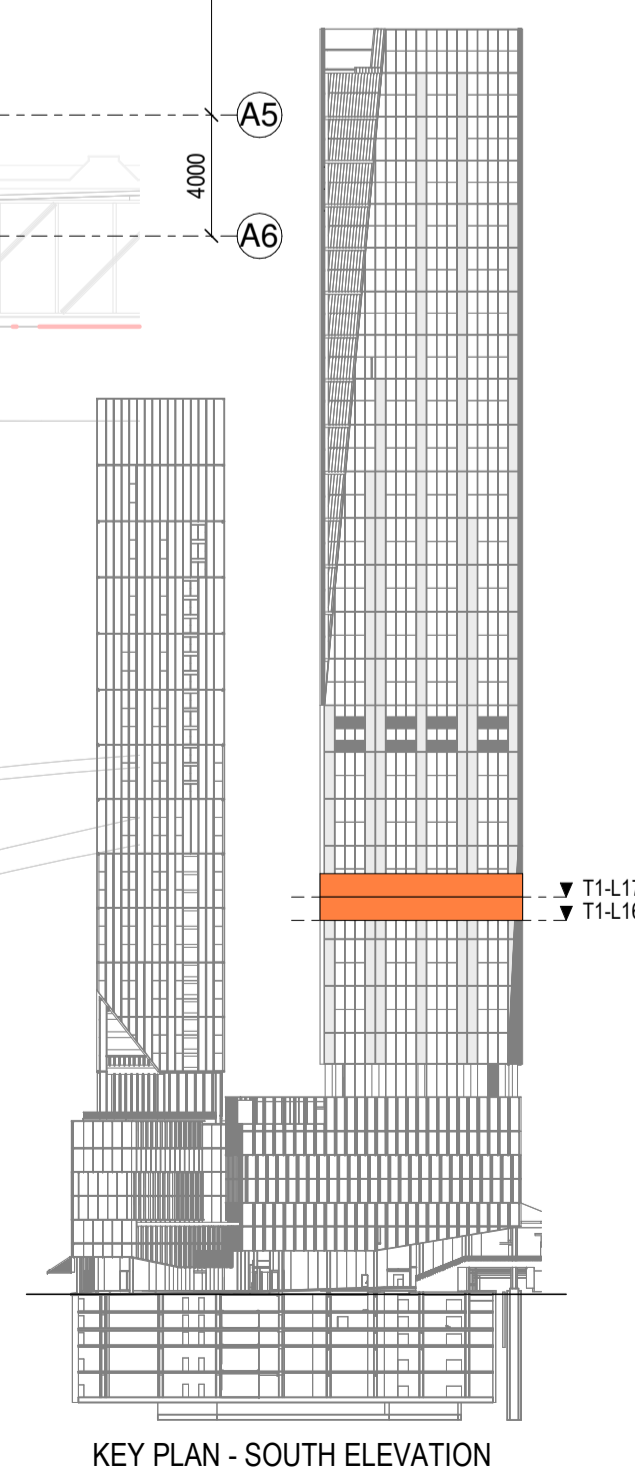
**RESOURCE CONSENT ISSUE**

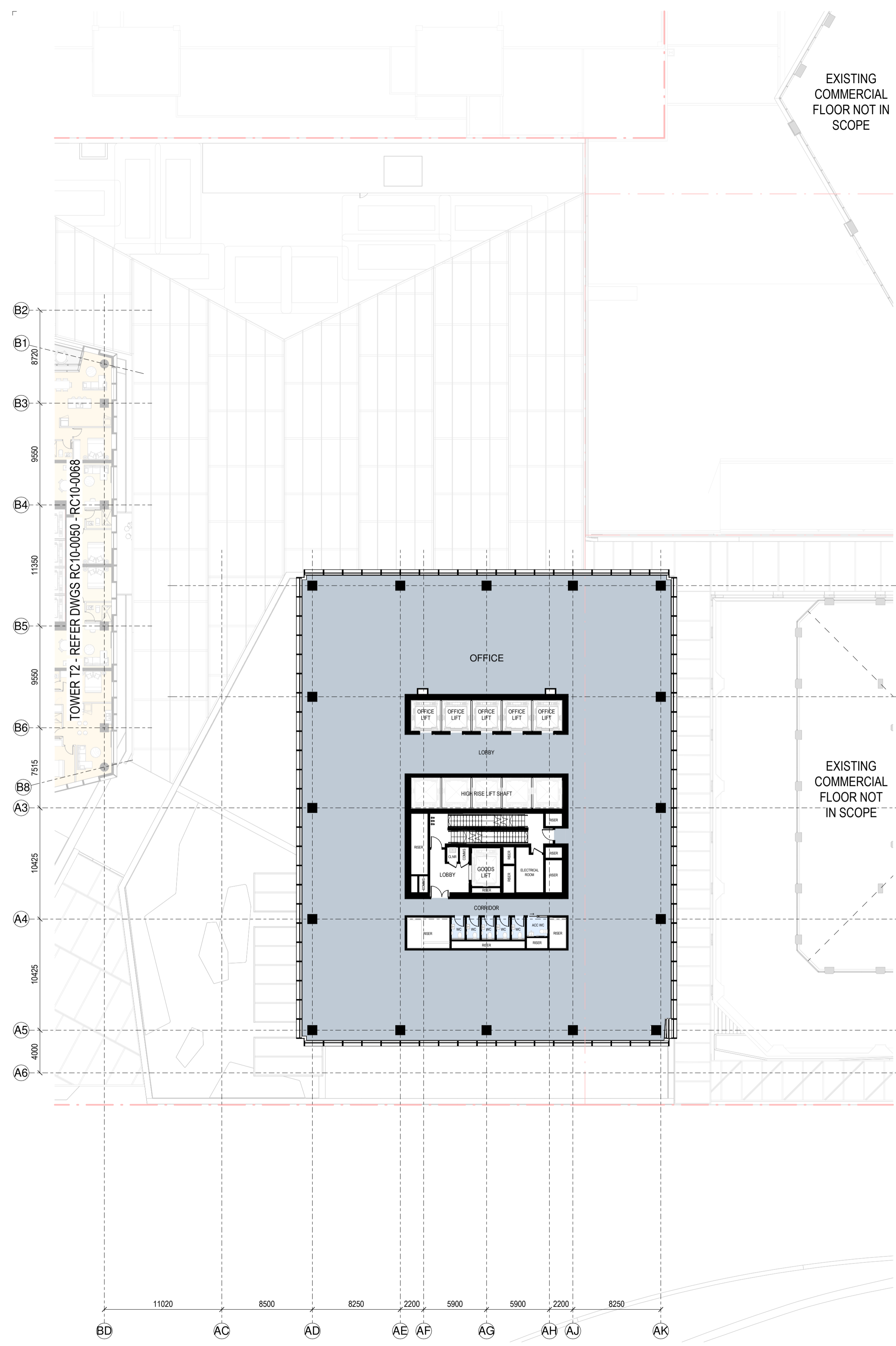
**Drawing Details**

Scale 1 : 250@ A1  
Date 09/12/24  
Job No 9234  
Drawn WAM  
Checked WAM

**Drawing No** RC10-0024  
**Revision** E

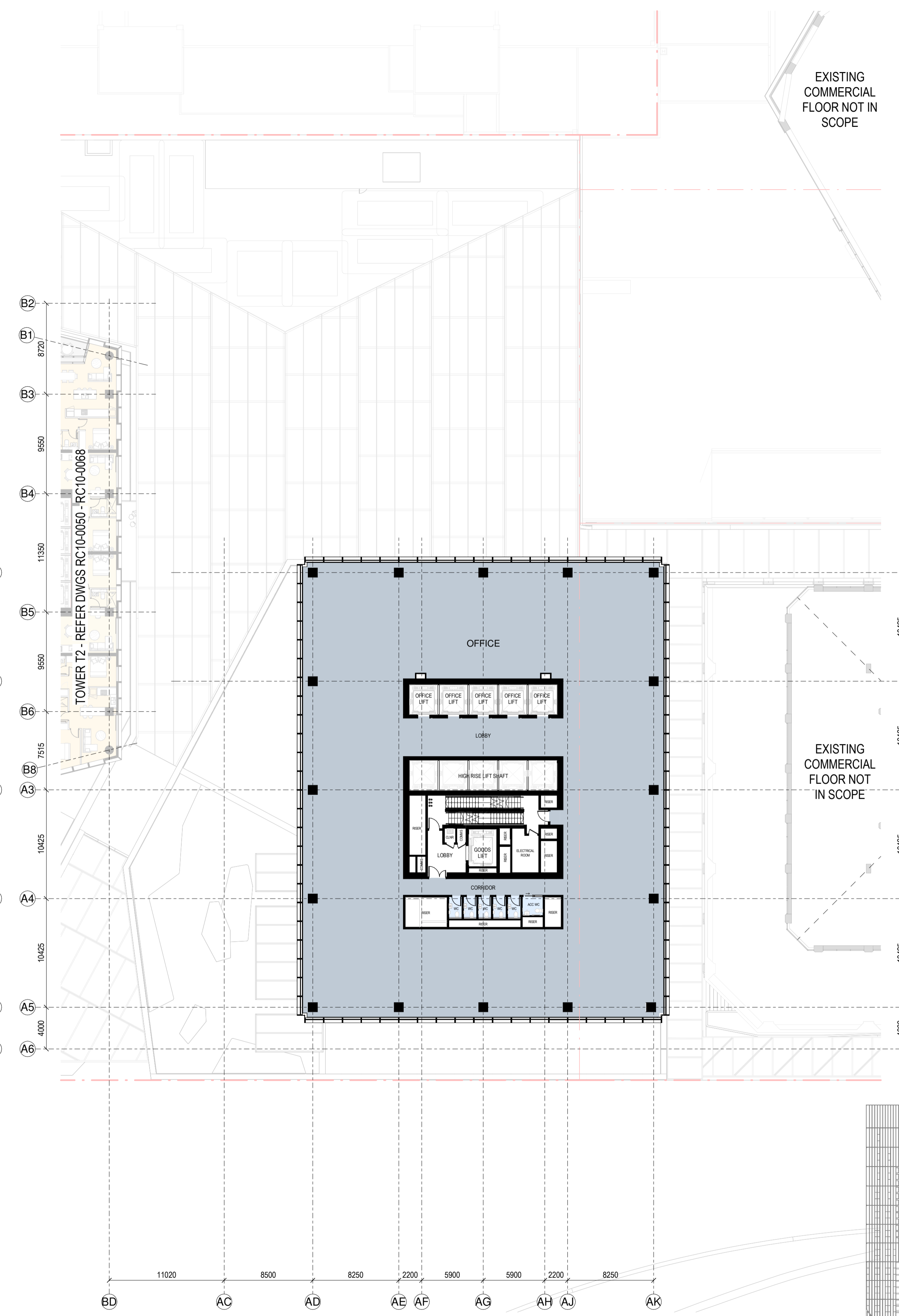
**WARREN AND MAHONEY**





RC GENERAL ARRANGEMENT PLAN - T1-L-18

1:250



RC GENERAL ARRANGEMENT PLAN - T1-L-19

1:250

**SPACE LEGEND - OFFICE**

[Light Blue Box]	BACK OF HOUSE
[Medium Blue Box]	OFFICE
[Dark Blue Box]	PLANT
[Lightest Blue Box]	TOILET FACILITIES

All dimension to be verified on site before producing shop drawings or commencing any work. Do not scale. The copyright of this drawing remains with Warren and Mahoney Architects New Zealand Ltd.

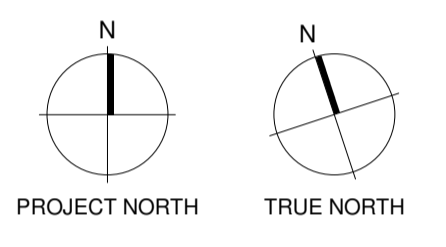
**Revisions**

- A 07/06/24 DRAFT RC ISSUE
- B 01/07/24 DRAFT RC ISSUE
- C 22/07/24 DRAFT RC ISSUE
- D 22/07/24 RC ISSUE
- E 09/12/24 DESIGN UPDATE RC RFI 1

**Notes**

**COMMERCIAL IN CONFIDENCE**

- SERVICES EQUIPMENT LOCATION/LAYOUT IS INDICATIVE ONLY AND SUBJECT TO FINAL CONFIRMATION - TO BE DEVELOPED/ CONFIRMED.
- FINAL ARRANGEMENT/LOCATION OF LIFTS - TO BE DEVELOPED/ CONFIRMED.
- IT IS ASSUMED THAT CENTRAL AIR STRATEGY IS REMOVED FROM LEVELS 08-29. INTAKE AIR AND EXTRACT AIR TO BALCONIES



- Consultants**
- RCP Project Manager
  - RLB Quantity Surveyor
  - HOLMES Structural Engineer
  - MOTT MAC DONALD Services Engineer
  - CROSSFIRE Fire Engineer
  - TONKIN + TAYLOR Civil Engineer
  - FLOW Traffic Engineer



**Warren and Mahoney Architects New Zealand Ltd**

Ground Floor, Mason Bros.  
139 Pakenham Street West  
Wynyard Quarter  
Auckland 1010  
New Zealand  
Phone + 64 9 309 4894

Registered Architects and Designers  
www.warrenandmahoney.com

**Project Title**

**DOWNTOWN WEST**

2 LOWER HOBSON STREET,  
AUCKLAND CBD, AUCKLAND 1010

**Drawing Title**

**GENERAL ARRANGEMENT - T1 L18 & L19**

**Drawing Status**

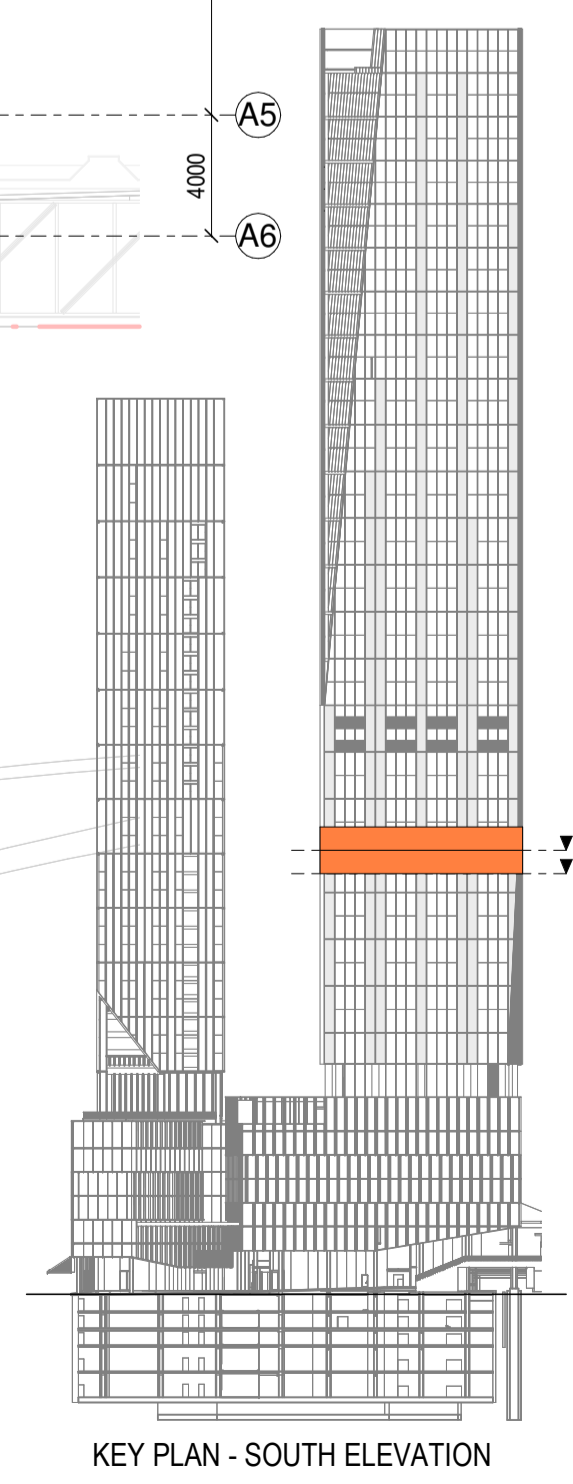
**RESOURCE CONSENT ISSUE**

**Drawing Details**

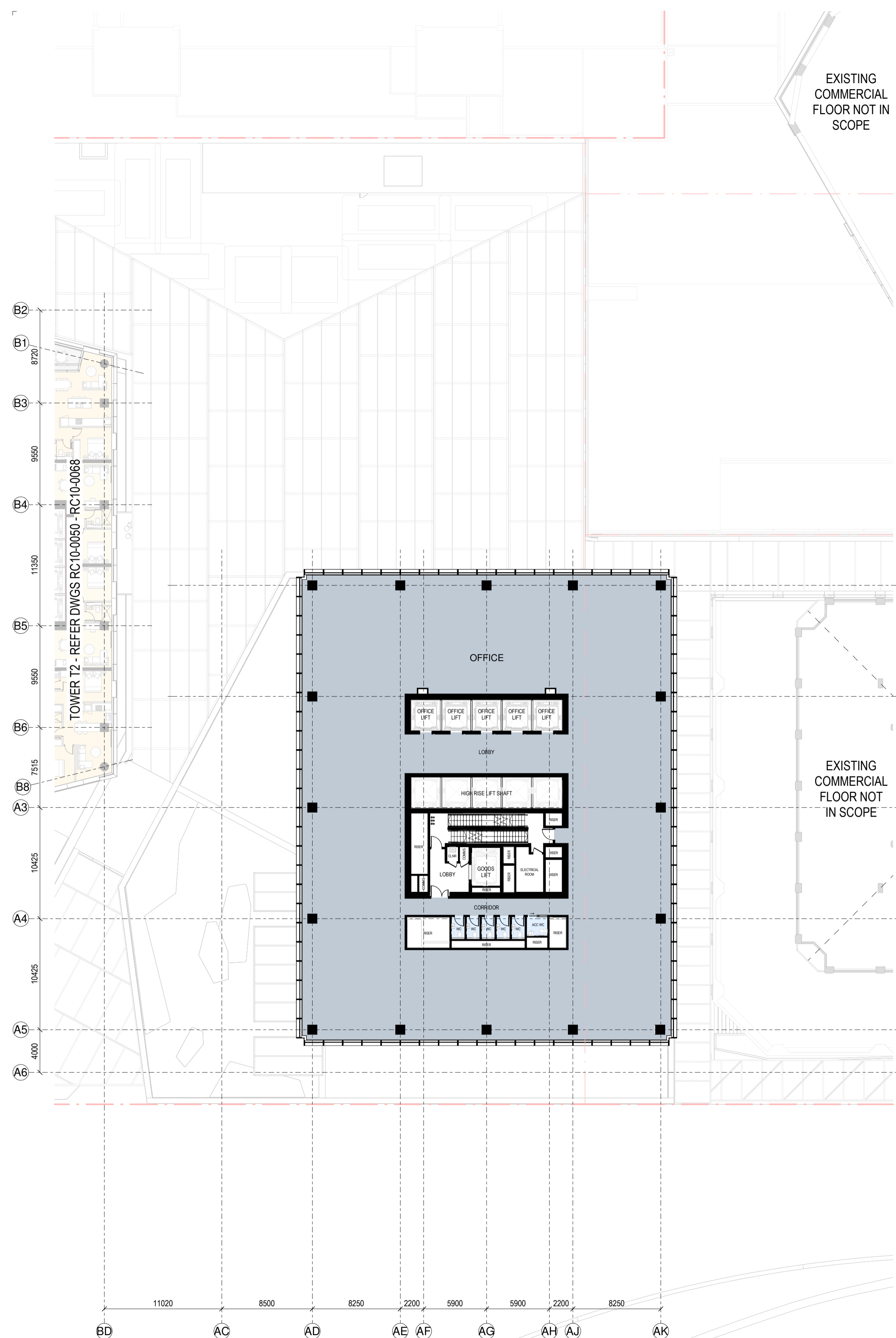
Scale	1 : 250@ A1
Date	09/12/24
Job No	9234
Drawn	WAM
Checked	WAM

**Drawing No** RC10-0025 **Revision** (E)

**WARREN AND MAHONEY**

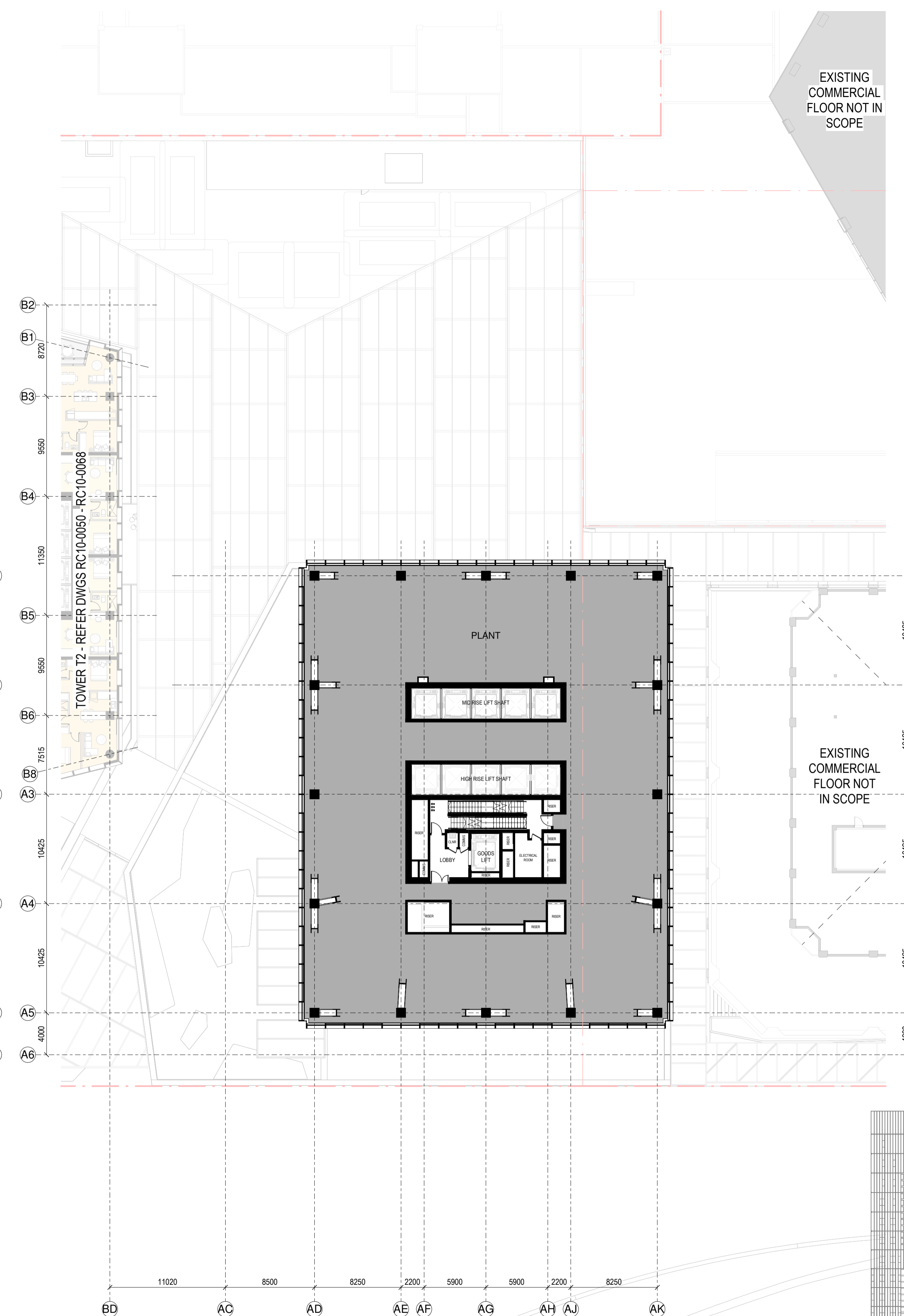


KEY PLAN - SOUTH ELEVATION



RC GENERAL ARRANGEMENT PLAN - T1-L-20

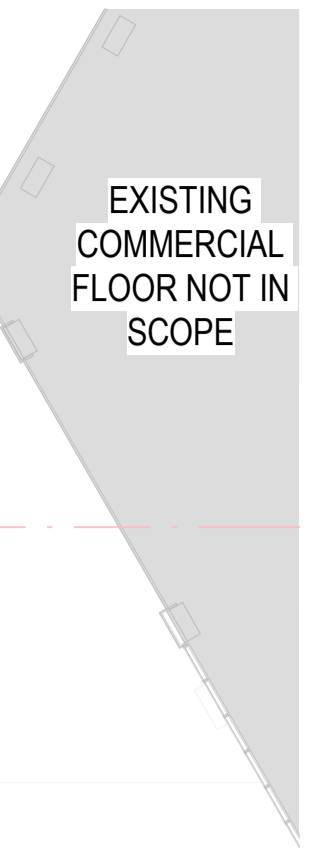
1:250



RC GENERAL ARRANGEMENT PLAN - T1-L-21

1:250

**SPACE LEGEND - OFFICE**  
 ■ BACK OF HOUSE  
 ■ OFFICE  
 ■ PLANT  
 ■ TOILET FACILITIES



All dimension to be verified on site before producing shop drawings or commencing any work. Do not scale. The copyright of this drawing remains with Warren and Mahoney Architects New Zealand Ltd.

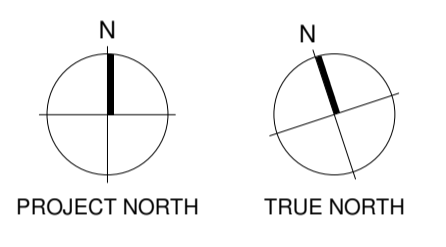
**Revisions**

A	07/06/24	DRAFT RC ISSUE
B	01/07/24	DRAFT RC ISSUE
C	22/07/24	DRAFT RC ISSUE
D	22/07/24	RC ISSUE
E	09/12/24	DESIGN UPDATE RC RFI 1

**Notes**

**COMMERCIAL IN CONFIDENCE**

- SERVICES EQUIPMENT LOCATION/LAYOUT IS INDICATIVE ONLY AND SUBJECT TO FINAL CONFIRMATION - TO BE DEVELOPED/ CONFIRMED.
- FINAL ARRANGEMENT/LOCATION OF LIFTS - TO BE DEVELOPED/ CONFIRMED.
- IT IS ASSUMED THAT CENTRAL AIR STRATEGY IS REMOVED FROM LEVELS 08-29. INTAKE AIR AND EXTRACT AIR TO BALCONIES



**Consultants**

- RCP Project Manager
- RLB Quantity Surveyor
- HOLMES Structural Engineer
- MOTT MAC DONALD Services Engineer
- CROSSFIRE Fire Engineer
- TOKKIN + TAYLOR Civil Engineer
- FLOW Traffic Engineer

**Client**

**Precinct**  
PROPERTIES NEW ZEALAND

**Warren and Mahoney Architects New Zealand Ltd**

Ground Floor, Mason Bros.  
139 Pakenham Street West  
Wynyard Quarter  
Auckland 1010  
New Zealand  
Phone + 64 9 309 4894

Registered Architects and Designers  
www.warrenandmahoney.com

**Project Title**  
**DOWNTOWN WEST**

2 LOWER HOBSON STREET,  
AUCKLAND CBD, AUCKLAND 1010

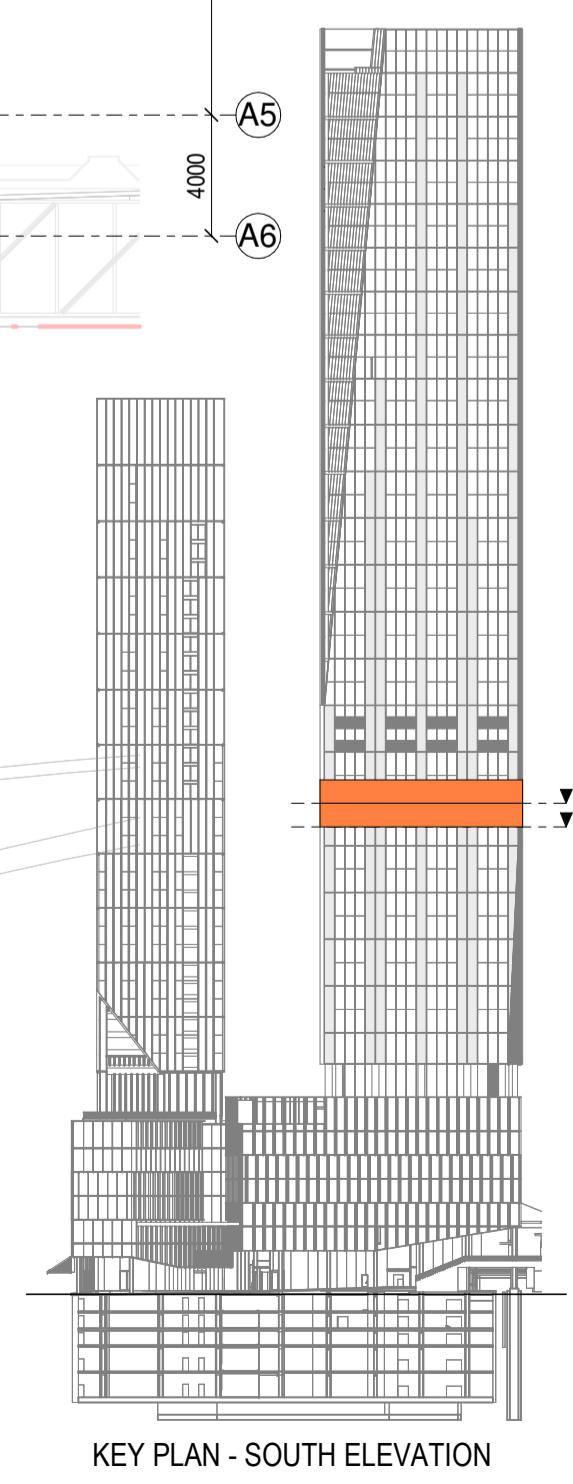
**Drawing Title**  
**GENERAL ARRANGEMENT - T1 L20 & L21**

**Drawing Status**  
**RESOURCE CONSENT ISSUE**

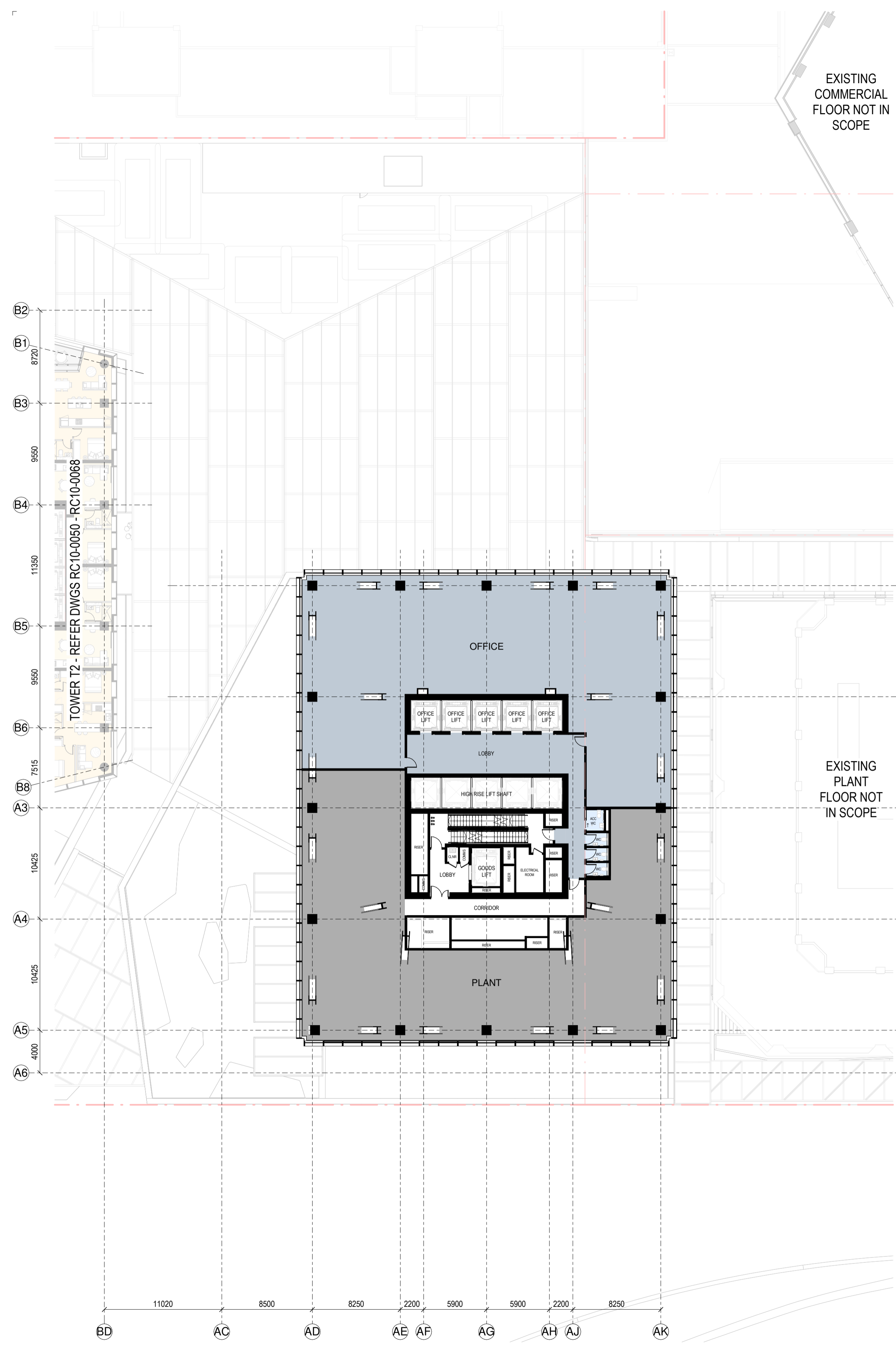
**Drawing Details**

Scale	1:250@ A1
Date	09/12/24
Job No	9234
Drawn	WAM
Checked	WAM
Drawing No	Revision
RC10-0026	(E)

**WARREN AND MAHONEY**

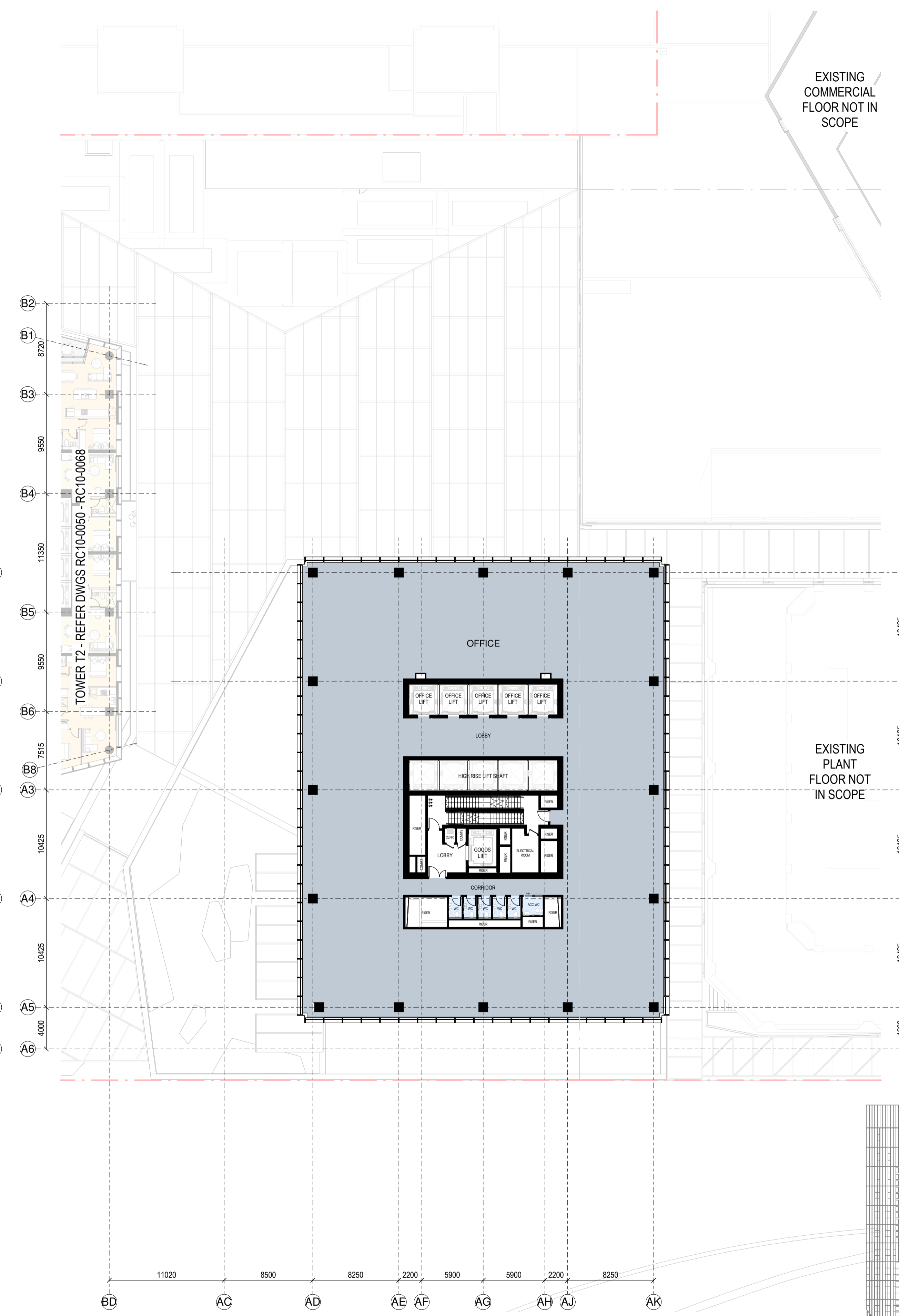


KEY PLAN - SOUTH ELEVATION



RC GENERAL ARRANGEMENT PLAN - T1-L-22

1:250



RC GENERAL ARRANGEMENT PLAN - T1-L-23

1:250

**SPACE LEGEND - OFFICE**

[Light Blue Box]	BACK OF HOUSE
[Medium Blue Box]	OFFICE
[Dark Blue Box]	PLANT
[Lightest Blue Box]	TOILET FACILITIES

All dimension to be verified on site before producing shop drawings or commencing any work. Do not scale. The copyright of this drawing remains with Warren and Mahoney Architects New Zealand Ltd.

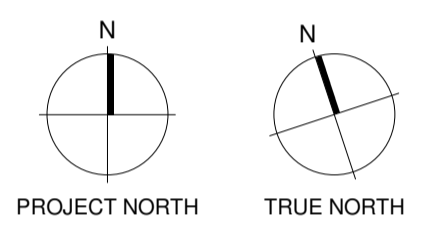
**Revisions**

- A 07/06/24 DRAFT RC ISSUE
- B 01/07/24 DRAFT RC ISSUE
- C 22/07/24 DRAFT RC ISSUE
- D 22/07/24 RC ISSUE
- E 09/12/24 DESIGN UPDATE RC RFI 1

**Notes**

**COMMERCIAL IN CONFIDENCE**

- SERVICES EQUIPMENT LOCATION/LAYOUT IS INDICATIVE ONLY AND SUBJECT TO FINAL CONFIRMATION - TO BE DEVELOPED/ CONFIRMED.
- FINAL ARRANGEMENT/LOCATION OF LIFTS - TO BE DEVELOPED/ CONFIRMED.
- IT IS ASSUMED THAT CENTRAL AIR STRATEGY IS REMOVED FROM LEVELS 08-29. INTAKE AIR AND EXTRACT AIR TO BALCONIES



- Consultants**
- RCP Project Manager
  - RLB Quantity Surveyor
  - HOLMES Structural Engineer
  - MOTT MAC DONALD Services Engineer
  - CROSSFIRE Fire Engineer
  - TONKIN + TAYLOR Civil Engineer
  - FLOW Traffic Engineer
- Client**



**Warren and Mahoney Architects New Zealand Ltd**

Ground Floor, Mason Bros.  
139 Pakenham Street West  
Wynyard Quarter  
Auckland 1010  
New Zealand  
Phone + 64 9 309 4894

Registered Architects and Designers  
www.warrenandmahoney.com

**Project Title**

**DOWNTOWN WEST**

2 LOWER HOBSON STREET,  
AUCKLAND CBD, AUCKLAND 1010

**Drawing Title**

**GENERAL ARRANGEMENT - T1 L22 & L23**

**Drawing Status**

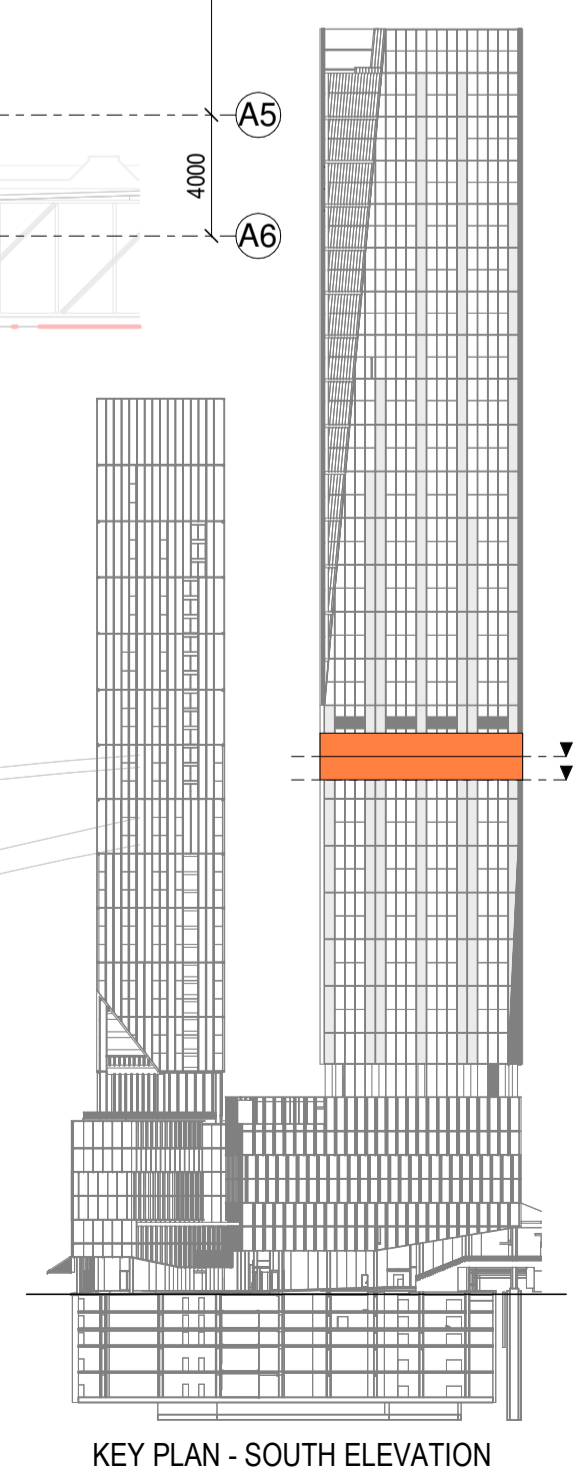
**RESOURCE CONSENT ISSUE**

**Drawing Details**

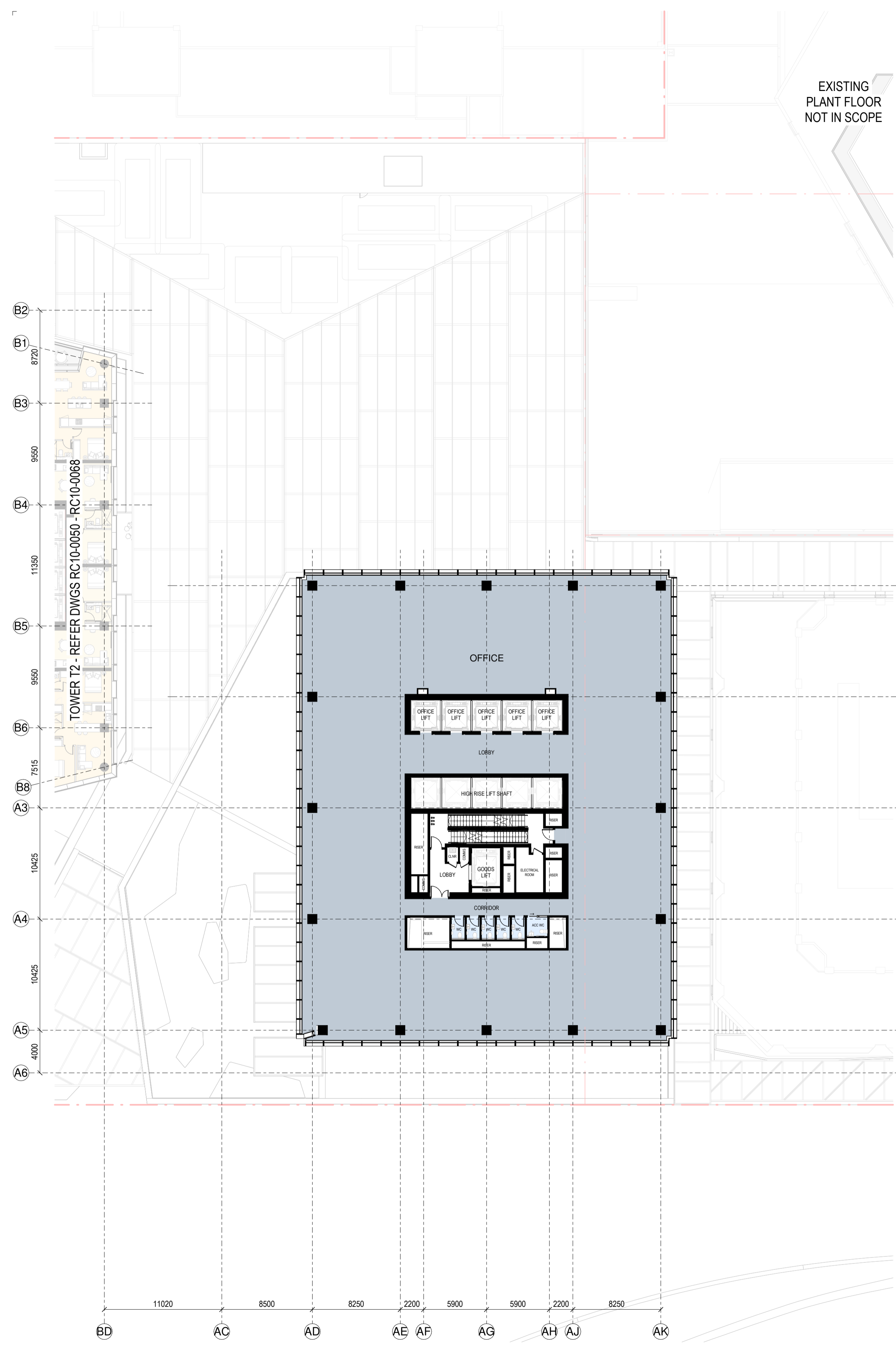
Scale	1 : 250@ A1
Date	09/12/24
Job No	9234
Drawn	WAM
Checked	WAM

**Drawing No** RC10-0027 **Revision** (E)

**WARREN AND MAHONEY**

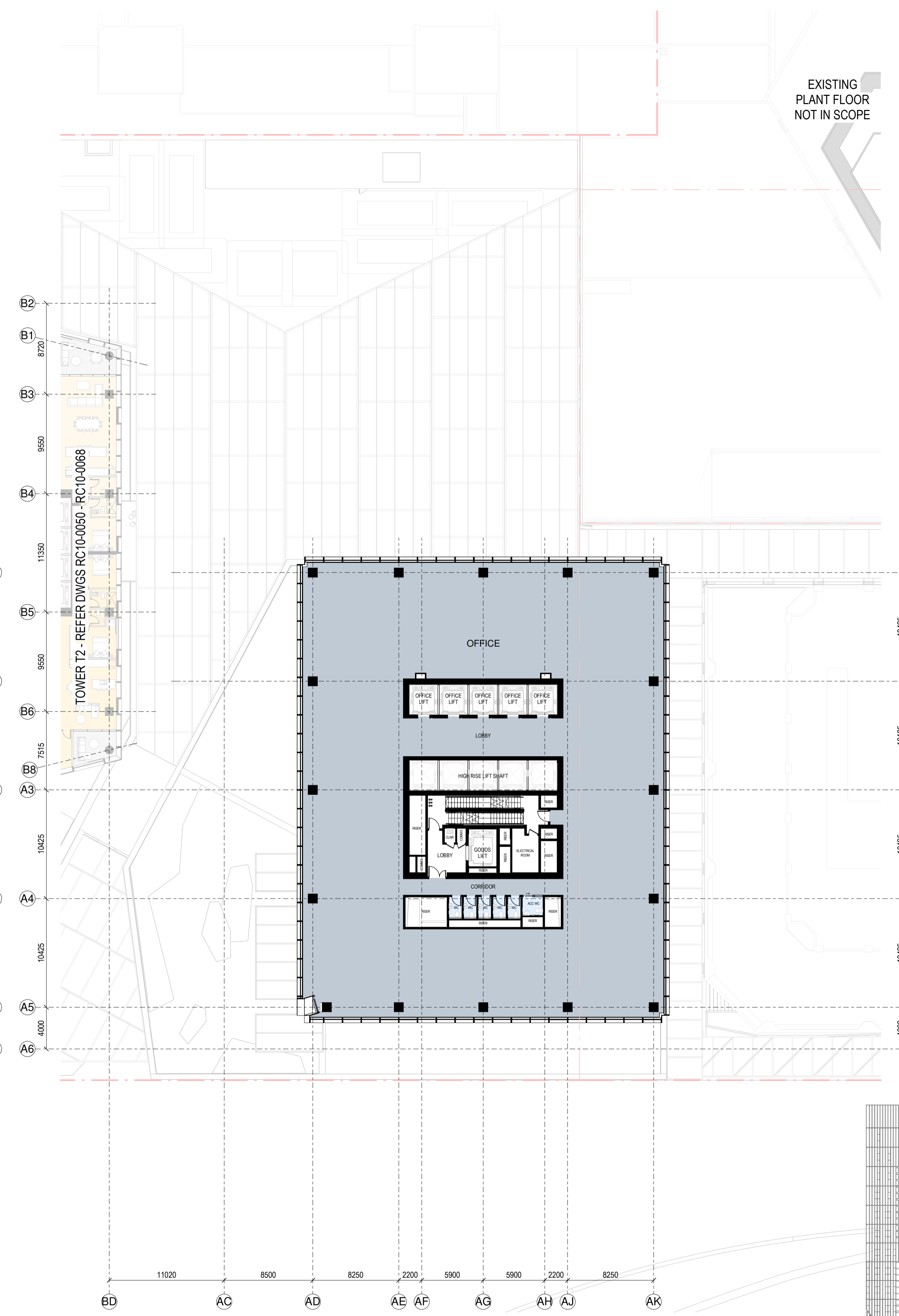


KEY PLAN - SOUTH ELEVATION



RC GENERAL ARRANGEMENT PLAN - T1-L-24

1 : 250



RC GENERAL ARRANGEMENT PLAN - T1-L-25

1 : 250

**SPACE LEGEND - OFFICE**

[Light Blue Box]	BACK OF HOUSE
[Medium Blue Box]	OFFICE
[Dark Blue Box]	PLANT
[Lightest Blue Box]	TOILET FACILITIES

All dimension to be verified on site before producing shop drawings or commencing any work. Do not scale. The copyright of this drawing remains with Warren and Mahoney Architects New Zealand Ltd.

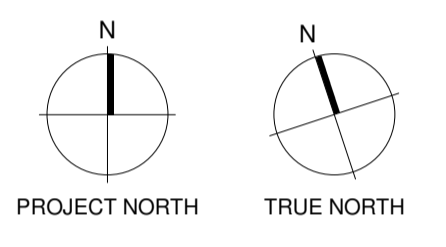
**Revisions**

- A 07/06/24 DRAFT RC ISSUE
- B 01/07/24 DRAFT RC ISSUE
- C 22/07/24 DRAFT RC ISSUE
- D 22/07/24 RC ISSUE
- E 09/12/24 DESIGN UPDATE RC RFI 1

**Notes**

**COMMERCIAL IN CONFIDENCE**

- SERVICES EQUIPMENT LOCATION/LAYOUT IS INDICATIVE ONLY AND SUBJECT TO FINAL CONFIRMATION - TO BE DEVELOPED/ CONFIRMED.
- FINAL ARRANGEMENT/LOCATION OF LIFTS - TO BE DEVELOPED/ CONFIRMED.
- IT IS ASSUMED THAT CENTRAL AIR STRATEGY IS REMOVED FROM LEVELS 08-29. INTAKE AIR AND EXTRACT AIR TO BALCONIES



**Consultants**

- RCP Project Manager
- RLB Quantity Surveyor
- HOLMES Structural Engineer
- MOTT MAC DONALD Services Engineer
- CROSSFIRE Fire Engineer
- TONKIN + TAYLOR Civil Engineer
- FLOW Traffic Engineer



**Warren and Mahoney Architects New Zealand Ltd**

Ground Floor, Mason Bros.  
139 Pakenham Street West  
Wynyard Quarter  
Auckland 1010  
New Zealand  
Phone + 64 9 309 4894

Registered Architects and Designers  
www.warrenandmahoney.com

**Project Title**  
DOWNTOWN WEST

2 LOWER HOBSON STREET,  
AUCKLAND CBD, AUCKLAND 1010

**Drawing Title**  
GENERAL ARRANGEMENT - T1  
L24 & L25

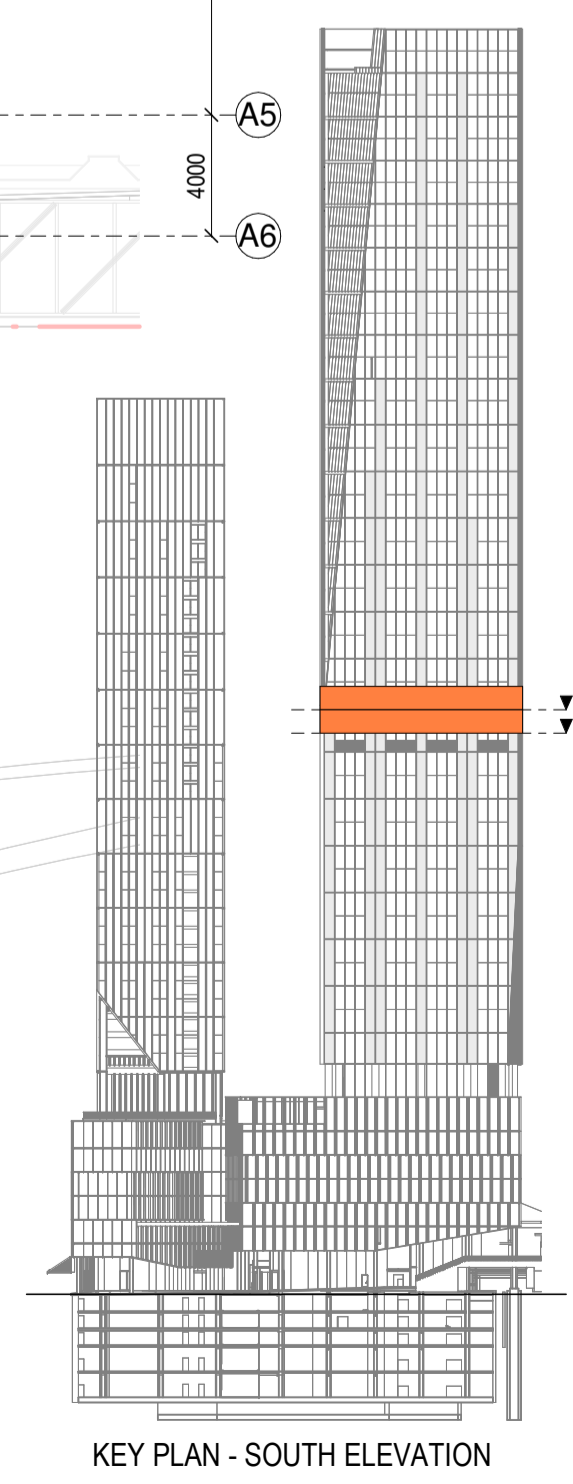
**Drawing Status**  
RESOURCE CONSENT  
ISSUE

**Drawing Details**

Scale	1 : 250@ A1
Date	09/12/24
Job No	9234
Drawn	WAM
Checked	WAM

**Drawing No** RC10-0028  
**Revision** (E)

**WARREN AND MAHONEY**



KEY PLAN - SOUTH ELEVATION